

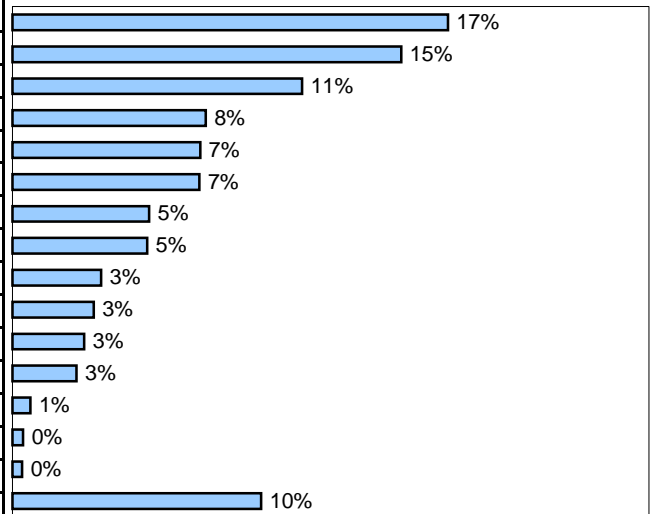


The State of School Wellness  
Action for Healthy Kids Stakeholder Research

Data Collected: October - November 2007

Prepared by MMS Education

Job Title	Count	Percent
Parent	408	17%
Physical Education/Activity Teacher	364	15%
School Board Member	271	11%
Other Teacher	181	8%
School Health Professional	176	7%
Community Health Professional	175	7%
School Nutrition/Foodservice Professional	128	5%
Superintendent/Assistant Superintendent	126	5%
Principal/Assistant Principal	83	3%
State-level Education Professional	76	3%
Other School Administrator	67	3%
State-level Health Professional	60	3%
Student	17	1%
Extended Day/Enrichment Provider	10	0%
Government Leader	9	0%
Other (specify):	233	10%
<b>Total</b>	<b>2384</b>	<b>100%</b>



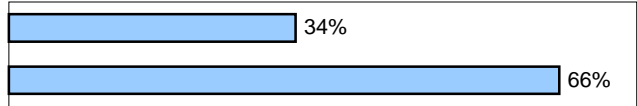
State	Count	Percent
Alabama	11	0%
Alaska	12	1%
Arizona	26	1%
Arkansas	23	1%
California	89	4%
Colorado	33	1%
Connecticut	24	1%
Delaware	12	1%
Florida	82	4%
Georgia	63	3%
Hawaii	6	0%
Idaho	12	1%
Illinois	41	2%
<b>Indiana</b>	<b>231</b>	<b>10%</b>
Iowa	51	2%
Kansas	34	1%
Kentucky	23	1%
Louisiana	18	1%
Maine	9	0%
Maryland	24	1%
Massachusetts	24	1%
Michigan	79	3%
Minnesota	97	4%
Mississippi	13	1%
Missouri	28	1%
Montana	13	1%

Note: Top 3 responding states are in **bold**

State	Count	Percent
Nebraska	8	0%
Nevada	16	1%
New Hampshire	13	1%
New Jersey	35	2%
New Mexico	17	1%
<b>New York</b>	<b>354</b>	<b>15%</b>
North Carolina	59	3%
North Dakota	3	0%
Ohio	92	4%
Oklahoma	14	1%
Oregon	9	0%
Pennsylvania	70	3%
Rhode Island	12	1%
South Carolina	21	1%
South Dakota	17	1%
Tennessee	28	1%
Texas	63	3%
Utah	38	2%
Vermont	7	0%
<b>Virginia</b>	<b>201</b>	<b>9%</b>
Washington	39	2%
Washington, D.C.	16	1%
West Virginia	10	0%
Wisconsin	53	2%
Wyoming	27	1%
<b>Total</b>	<b>2300</b>	<b>100%</b>

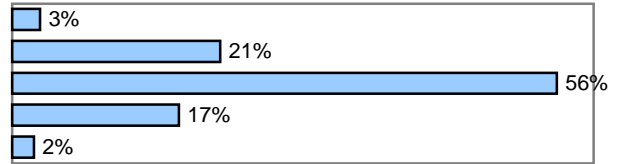
**Are you a member of an Action For Healthy Kids Team?**

	Count	Percent
Yes	788	34%
No	1512	66%
<b>Total</b>	<b>2300</b>	<b>100%</b>

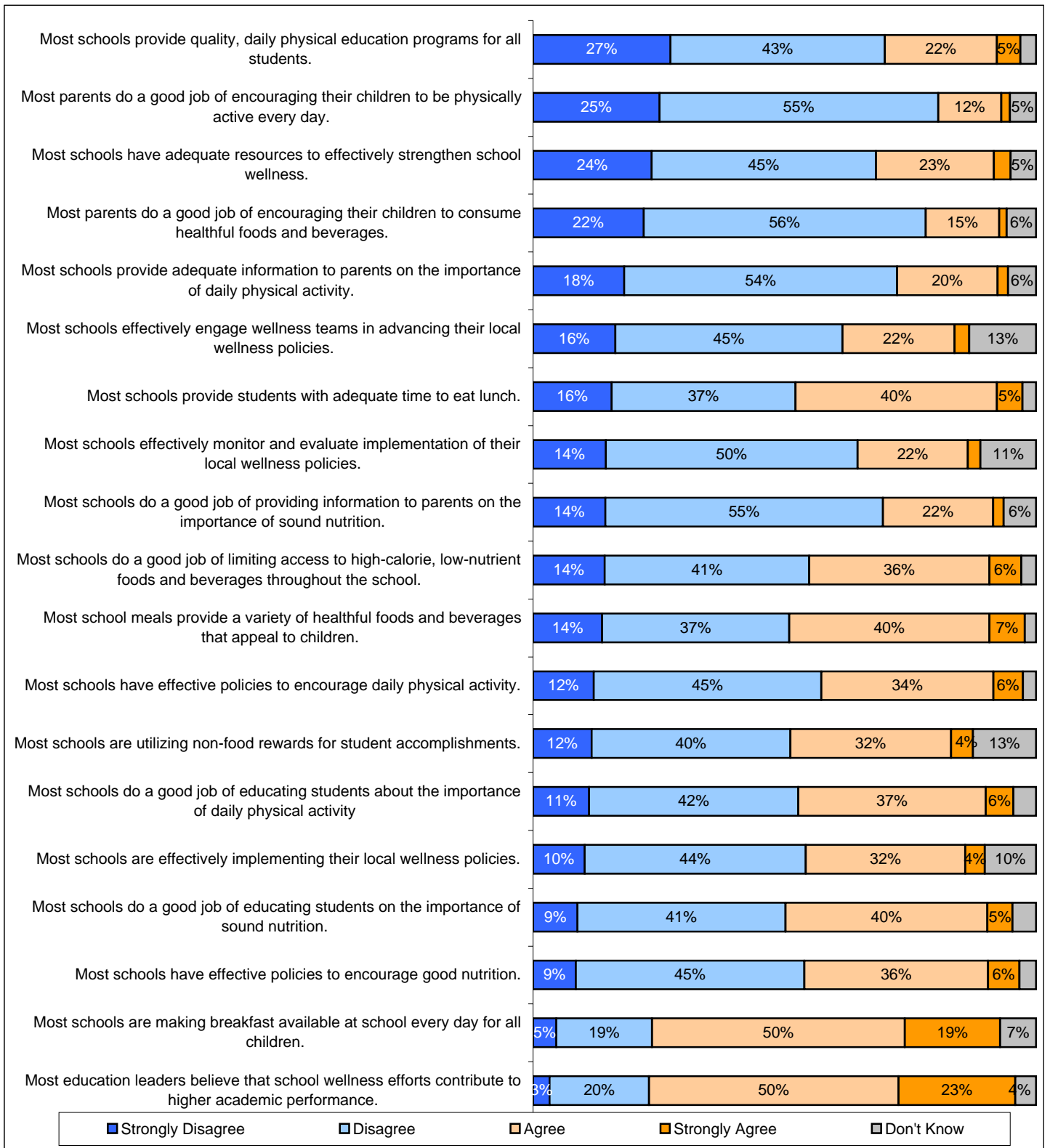


**How would you describe the current state of school wellness, i.e., efforts by schools to address the nutrition and physical activity needs of children? (check one)**

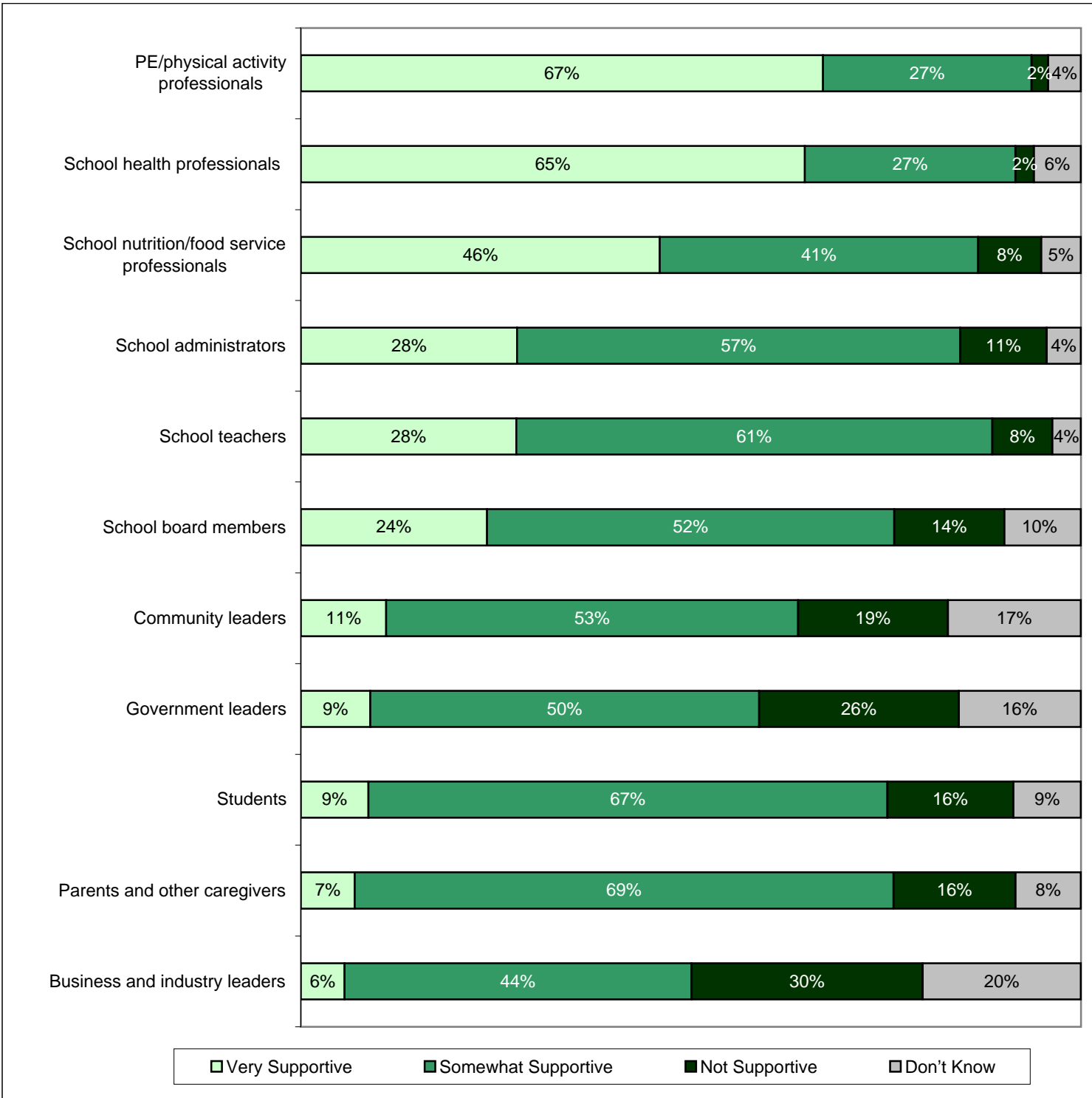
	Count	Percent
No progress is being made	66	3%
Little progress is being made	494	21%
Some progress is being made	1294	56%
Significant progress is being made	396	17%
Don't know	52	2%
<b>Total</b>	<b>2302</b>	<b>100%</b>



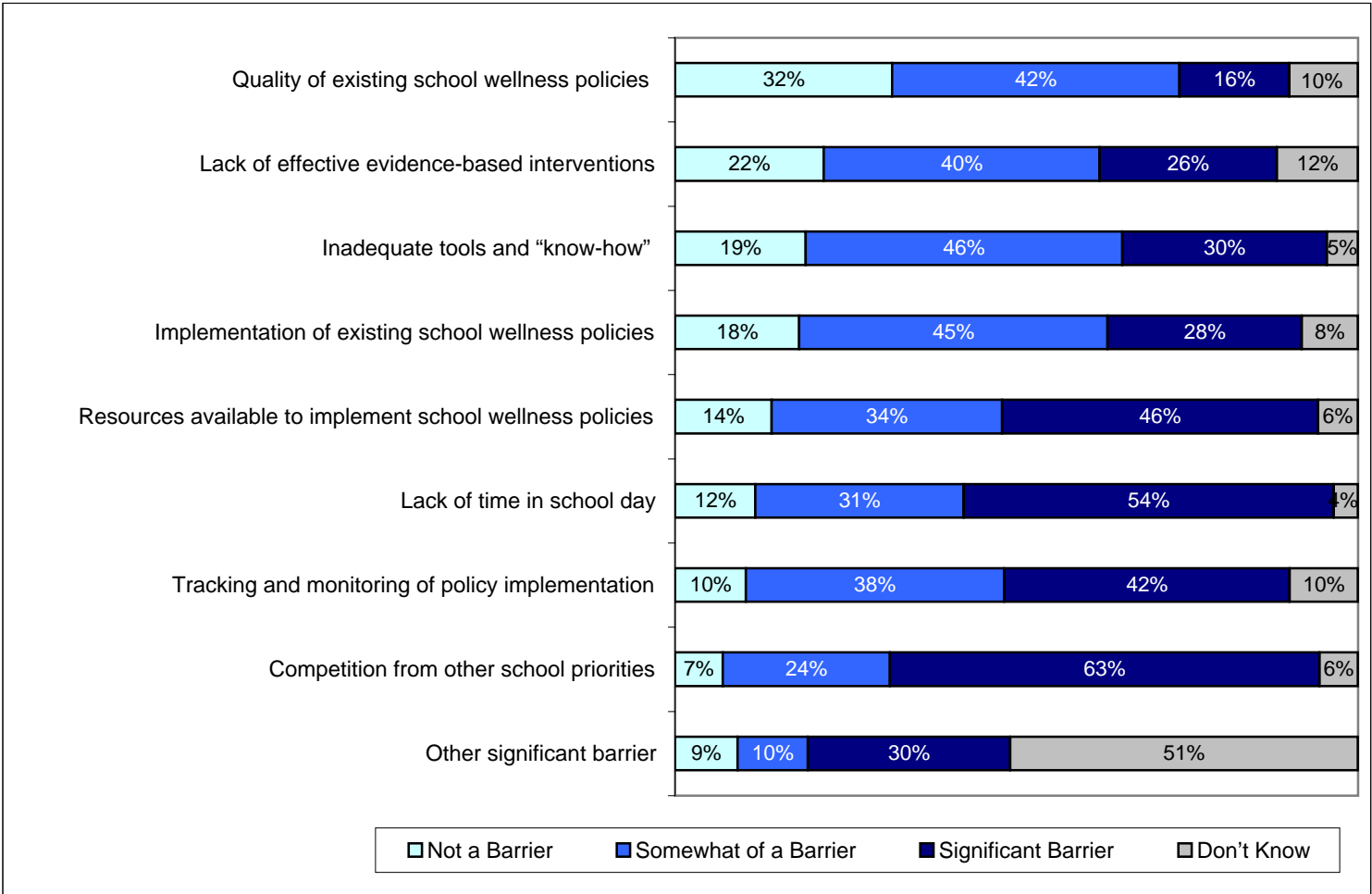
**To what extent do you agree with the following statements?**



**In general, to what extent are the following groups supporting the advancement of school wellness?**



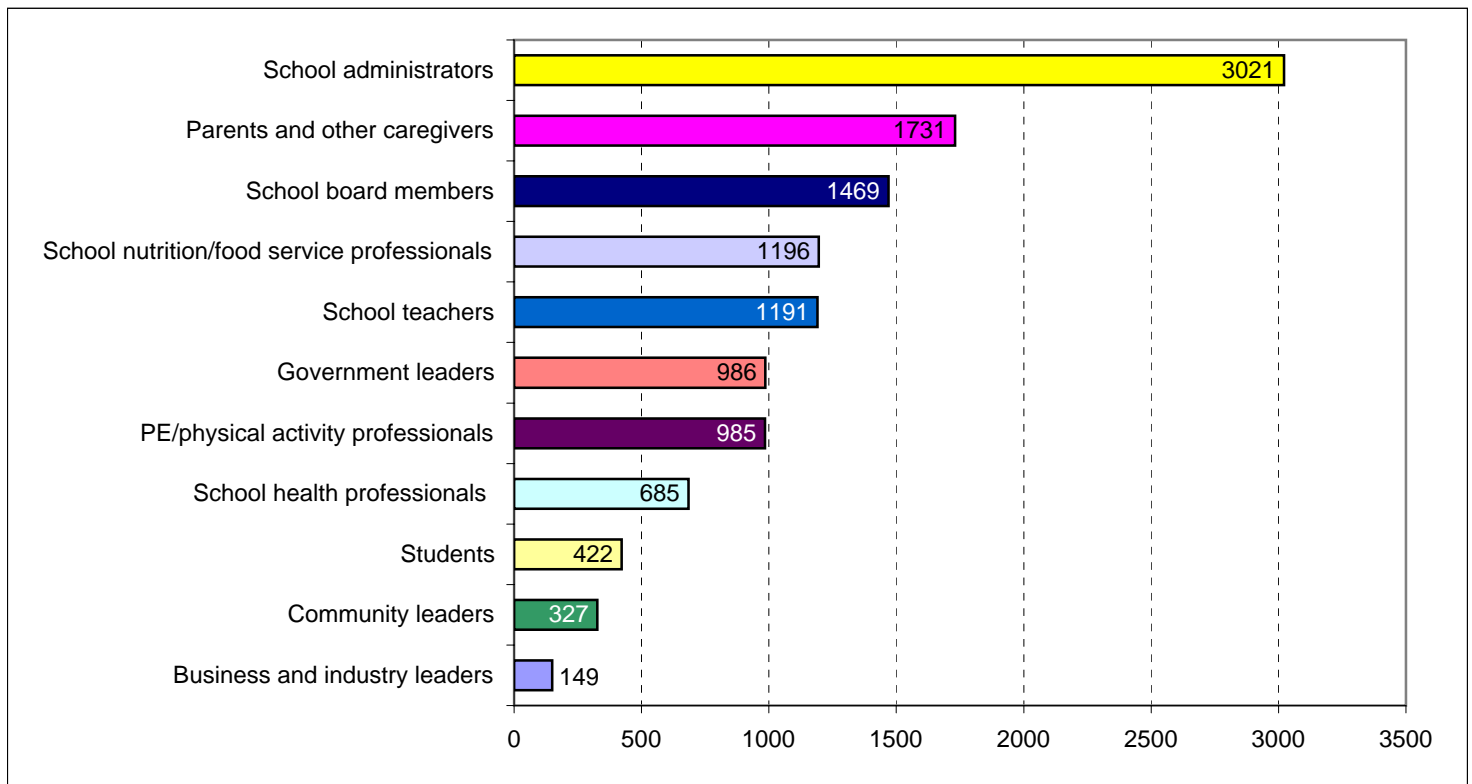
**In general, to what degree are the items below a barrier to school wellness?**



**From the list below, select the top three groups that are best positioned to “significantly” move local school wellness forward. Then rank your selections 1-3, with 1 being in the best position, 2 being in the second-best position and 3 in the third-best position. (Rank only 3 groups)**

	Ranked 1		Ranked 2		Ranked 3		Score*
	Count	Percent	Count	Percent	Count	Percent	
School administrators	616	30%	436	22%	301	15%	3021
Parents and other caregivers	342	17%	195	10%	315	16%	1731
School board members	249	12%	286	14%	150	7%	1469
School nutrition/food service professionals	158	8%	246	12%	230	11%	1196
School teachers	123	6%	275	14%	272	13%	1191
Government leaders	246	12%	77	4%	94	5%	986
PE/physical activity professionals	114	6%	200	10%	243	12%	985
School health professionals	86	4%	135	7%	157	8%	685
Students	38	2%	90	4%	128	6%	422
Community leaders	38	2%	63	3%	87	4%	327
Business and industry leaders	17	1%	24	1%	50	2%	149
<b>TOTALS</b>	<b>2027</b>	<b>100%</b>	<b>2027</b>	<b>100%</b>	<b>2027</b>	<b>100%</b>	

*\*Note: Results below show a score for each group. A score was calculated for each group based on the number of respondents who ranked the group as a "1", "2" or "3". The higher the score, the better positioned the group is thought to be for moving local school wellness forward.*



## Cross-Tab

On pages 8 to 47, responses to the following question are broken out by each stakeholder group:

**How would you describe the current state of school wellness, i.e., efforts by schools to address the nutrition and physical activity needs of children?**

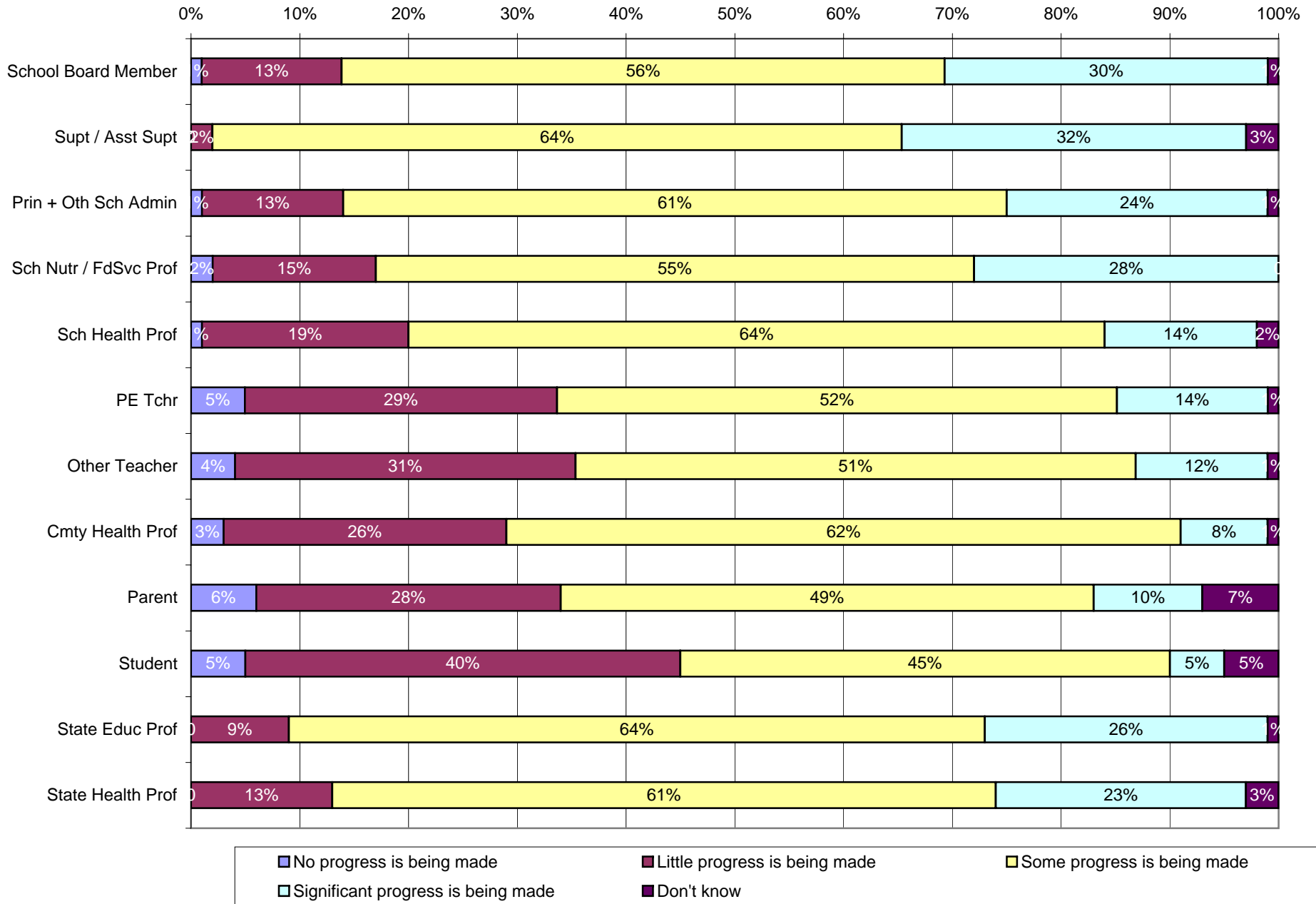
**To what extent do you agree with the following statements?**

- Most schools have effective policies to encourage good nutrition.
- Most schools have effective policies to encourage daily physical activity.
- Most schools are effectively implementing their local wellness policies.
- Most schools effectively monitor and evaluate implementation of their local wellness policies.
- Most schools have adequate resources to effectively strengthen school wellness.
- Most schools provide quality, daily physical education programs for all students.
- Most schools do a good job of educating students about the importance of daily physical activity.
- Most schools provide adequate information to parents on the importance of daily physical activity.
- Most parents do a good job of encouraging their children to be physically active every day.
- Most school meals provide a variety of healthful foods and beverages that appeal to children.
- Most schools do a good job of limiting access to high-calorie, low-nutrient foods and beverages throughout the school.
- Most schools provide students with adequate time to eat lunch.
- Most schools are making breakfast available at school every day for all children.
- Most schools do a good job of educating students on the importance of sound nutrition.
- Most schools do a good job of providing information to parents on the importance of sound nutrition.
- Most parents do a good job of encouraging their children to consume healthful foods and beverages.
- Most schools are utilizing non-food rewards for student accomplishments.
- Most schools effectively engage wellness teams in advancing their local wellness policies.
- Most education leaders believe that school wellness efforts contribute to higher academic performance.

**How would you describe the current state of school wellness, i.e., efforts by schools to address the nutrition and physical activity needs of children?**

	Base	School Board Member	Supt / Asst Supt	Prin + Oth Sch Admin	Sch Nutr / FdSvc Prof	Sch Health Prof	PE Tchr	Other Teacher	Cmty Health Prof	Parent	Student	State Educ Prof	State Health Prof
Base	2407	261	119	149	130	224	374	187	183	435	20	74	62
	100%	100%	100%	100%	100%	100%	100%	100%	100%	100%	100%	100%	100%
No progress is being made	68	2	-	1	3	2	17	8	5	25	1	-	-
	3%	1%	-	1%	2%	1%	5%	4%	3%	6%	5%	-	-
Little progress is being made	516	33	2	20	19	42	109	58	48	123	8	7	8
	21%	13%	2%	13%	15%	19%	29%	31%	26%	28%	40%	9%	13%
Some progress is being made	1356	146	76	91	72	144	193	96	114	212	9	47	38
	56%	56%	64%	61%	55%	64%	52%	51%	62%	49%	45%	64%	61%
Significant progress is being made	409	77	38	36	36	32	51	23	15	44	1	19	14
	17%	30%	32%	24%	28%	14%	14%	12%	8%	10%	5%	26%	23%
Don't know	58	3	3	1	-	4	4	2	1	31	1	1	2
	2%	1%	3%	1%	-	2%	1%	1%	1%	7%	5%	1%	3%

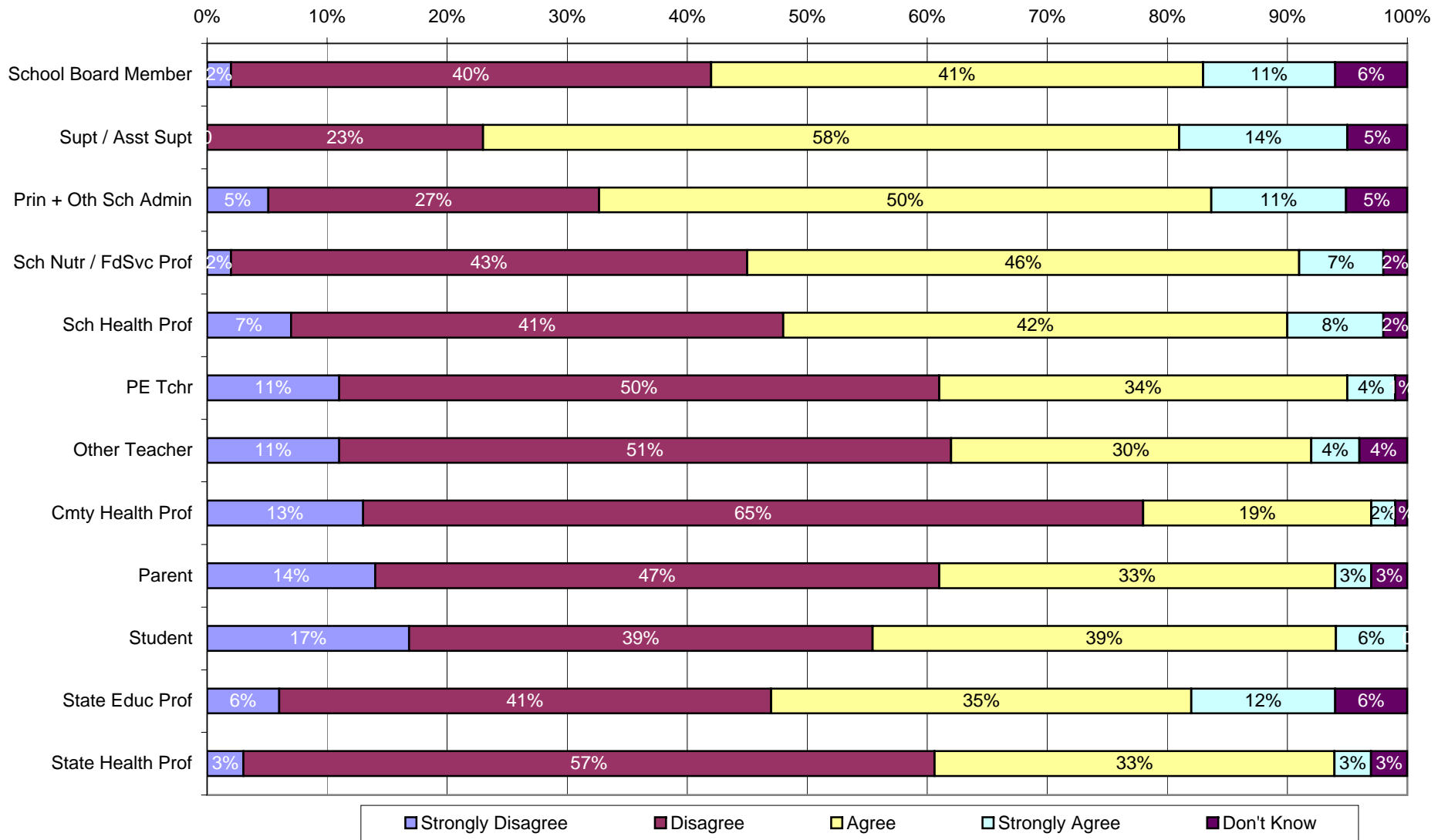
### How would you describe the current state of school wellness



## Most schools have effective policies to encourage good nutrition.

	Base	School Board Member	Supt / Asst Supt	Prin + Oth Sch Admin	Sch Nutr / FdSvc Prof	Sch Health Prof	PE Tchr	Other Teacher	Cmty Health Prof	Parent	Student	State Educ Prof	State Health Prof
Base	2233	247	111	131	123	215	353	171	175	391	18	68	60
	100%	100%	100%	100%	100%	100%	100%	100%	100%	100%	100%	100%	100%
Strongly Disagree	190	6	-	7	3	14	38	19	22	54	3	4	2
	9%	2%	-	5%	2%	7%	11%	11%	13%	14%	17%	6%	3%
Disagree	1014	99	25	36	53	88	178	87	113	184	7	28	34
	45%	40%	23%	27%	43%	41%	50%	51%	65%	47%	39%	41%	57%
Agree	815	102	64	66	57	91	119	51	34	128	7	24	20
	36%	41%	58%	50%	46%	42%	34%	30%	19%	33%	39%	35%	33%
Strongly Agree	140	26	16	15	8	17	13	7	4	13	1	8	2
	6%	11%	14%	11%	7%	8%	4%	4%	2%	3%	6%	12%	3%
Don't Know	74	14	6	7	2	5	5	7	2	12	-	4	2
	3%	6%	5%	5%	2%	2%	1%	4%	1%	3%	-	6%	3%

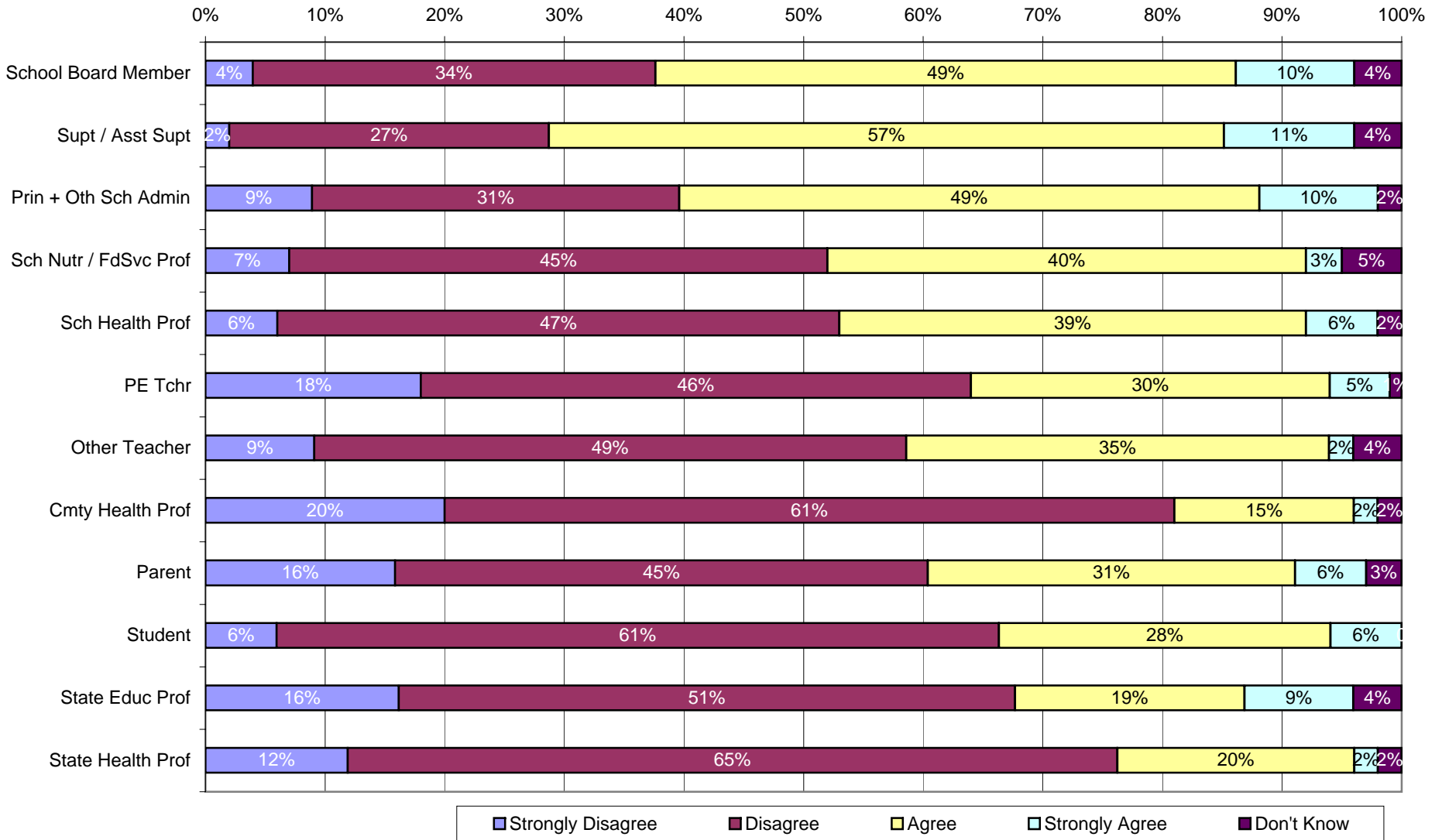
### Most schools have effective policies to encourage good nutrition



## Most schools have effective policies to encourage daily physical activity.

	Base	School Board Member	Supt / Asst Supt	Prin + Oth Sch Admin	Sch Nutr / FdSvc Prof	Sch Health Prof	PE Tchr	Other Teacher	Cmty Health Prof	Parent	Student	State Educ Prof	State Health Prof
Base	2233	247	111	131	123	215	353	171	175	391	18	68	60
	100%	100%	100%	100%	100%	100%	100%	100%	100%	100%	100%	100%	100%
Strongly Disagree	269	10	2	12	9	13	62	16	35	64	1	11	7
	12%	4%	2%	9%	7%	6%	18%	9%	20%	16%	6%	16%	12%
Disagree	1011	83	30	40	55	101	164	84	106	174	11	35	39
	45%	34%	27%	31%	45%	47%	46%	49%	61%	45%	61%	51%	65%
Agree	763	121	63	64	49	83	106	60	26	120	5	13	12
	34%	49%	57%	49%	40%	39%	30%	35%	15%	31%	28%	19%	20%
Strongly Agree	131	24	12	13	4	13	19	4	4	23	1	6	1
	6%	10%	11%	10%	3%	6%	5%	2%	2%	6%	6%	9%	2%
Don't Know	59	9	4	2	6	5	2	7	4	10	-	3	1
	3%	4%	4%	2%	5%	2%	1%	4%	2%	3%	-	4%	2%

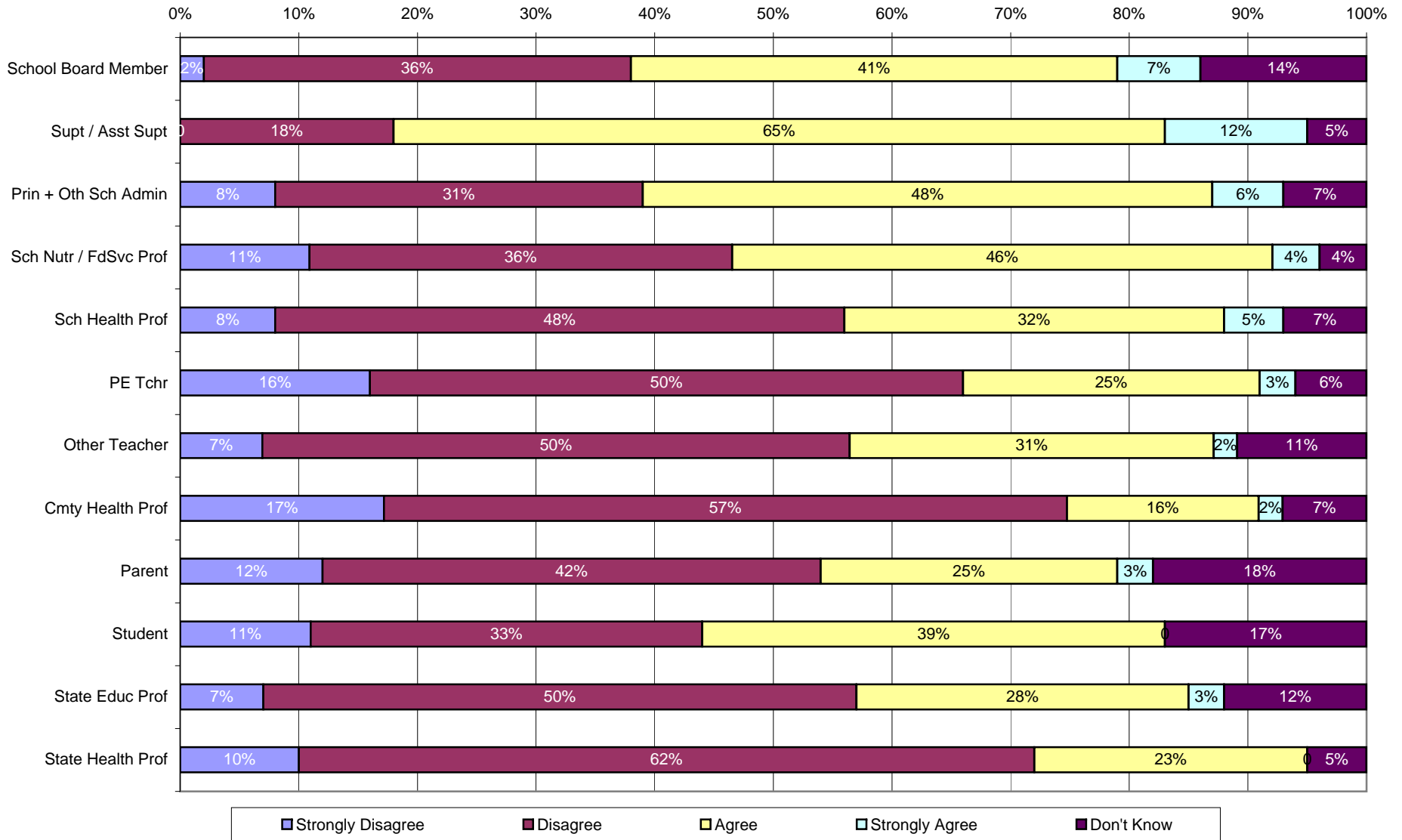
### Most schools have effective policies to encourage daily physical activity



## Most schools are effectively implementing their local wellness policies.

	Base	School Board Member	Supt / Asst Supt	Prin + Oth Sch Admin	Sch Nutr / FdSvc Prof	Sch Health Prof	PE Tchr	Other Teacher	Cmty Health Prof	Parent	Student	State Educ Prof	State Health Prof
Base	2233	247	111	131	123	215	353	171	175	391	18	68	60
	100%	100%	100%	100%	100%	100%	100%	100%	100%	100%	100%	100%	100%
Strongly Disagree	229	5	-	11	13	18	56	12	30	47	2	5	6
	10%	2%	-	8%	11%	8%	16%	7%	17%	12%	11%	7%	10%
Disagree	981	89	20	40	44	103	177	85	100	166	6	34	37
	44%	36%	18%	31%	36%	48%	50%	50%	57%	42%	33%	50%	62%
Agree	708	102	72	63	56	69	90	53	28	96	7	19	14
	32%	41%	65%	48%	46%	32%	25%	31%	16%	25%	39%	28%	23%
Strongly Agree	87	17	13	8	5	11	10	3	4	11	-	2	-
	4%	7%	12%	6%	4%	5%	3%	2%	2%	3%	-	3%	-
Don't Know	228	34	6	9	5	14	20	18	13	71	3	8	3
	10%	14%	5%	7%	4%	7%	6%	11%	7%	18%	17%	12%	5%

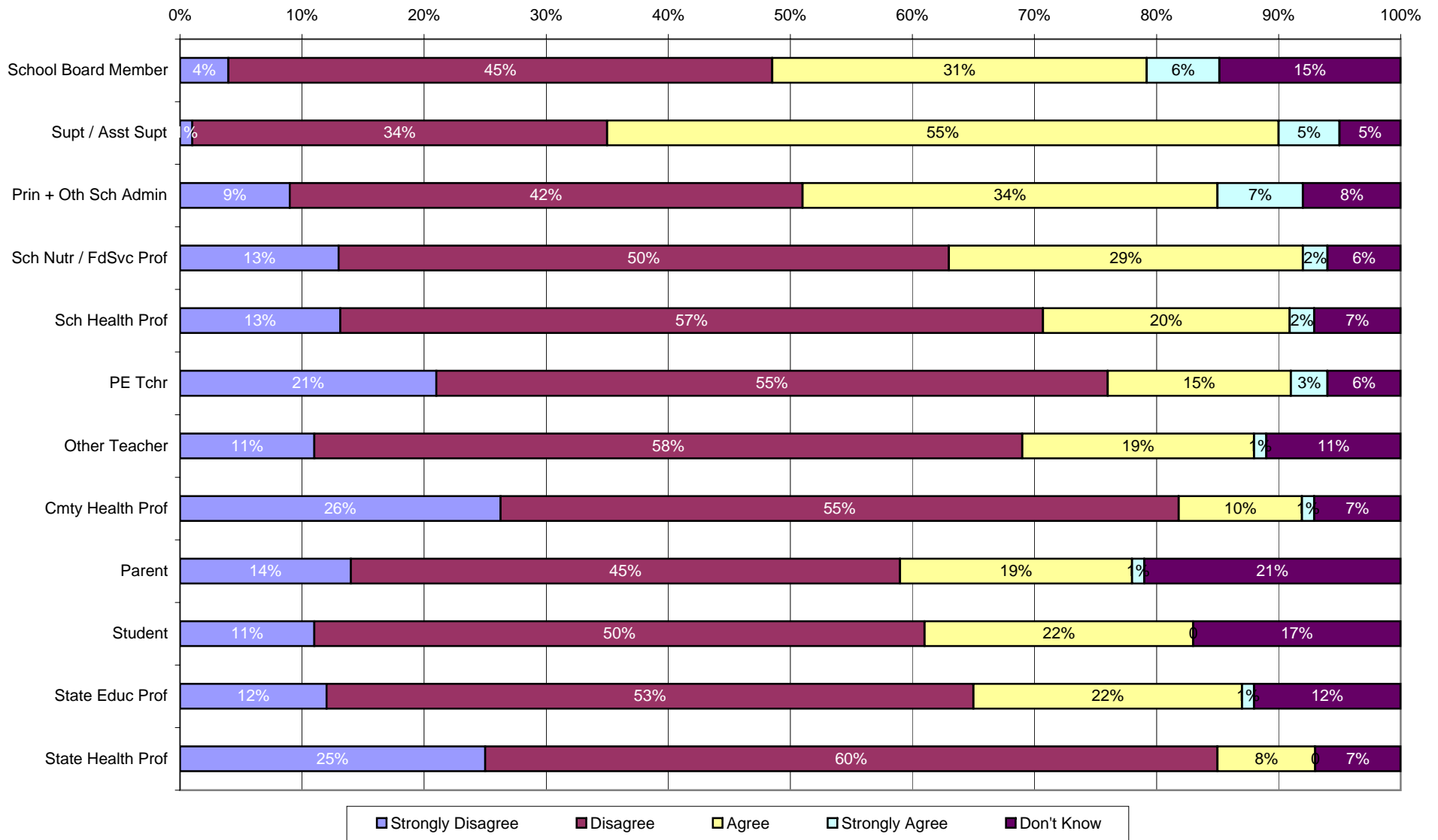
### Most schools are effectively implementing their local wellness policies



**Most schools effectively monitor and evaluate implementation of their local wellness policies.**

	Base	School Board Member	Supt / Asst Supt	Prin + Oth Sch Admin	Sch Nutr / FdSvc Prof	Sch Health Prof	PE Tchr	Other Teacher	Cmty Health Prof	Parent	Student	State Educ Prof	State Health Prof
Base	2233	247	111	131	123	215	353	171	175	391	18	68	60
	100%	100%	100%	100%	100%	100%	100%	100%	100%	100%	100%	100%	100%
Strongly Disagree	323	10	1	12	16	29	75	18	46	54	2	8	15
	14%	4%	1%	9%	13%	13%	21%	11%	26%	14%	11%	12%	25%
Disagree	1118	110	38	55	62	123	194	100	96	176	9	36	36
	50%	45%	34%	42%	50%	57%	55%	58%	55%	45%	50%	53%	60%
Agree	489	76	61	44	36	44	53	33	18	74	4	15	5
	22%	31%	55%	34%	29%	20%	15%	19%	10%	19%	22%	22%	8%
Strongly Agree	55	15	5	9	2	4	10	2	2	3	-	1	-
	2%	6%	5%	7%	2%	2%	3%	1%	1%	1%	-	1%	-
Don't Know	248	36	6	11	7	15	21	18	13	84	3	8	4
	11%	15%	5%	8%	6%	7%	6%	11%	7%	21%	17%	12%	7%

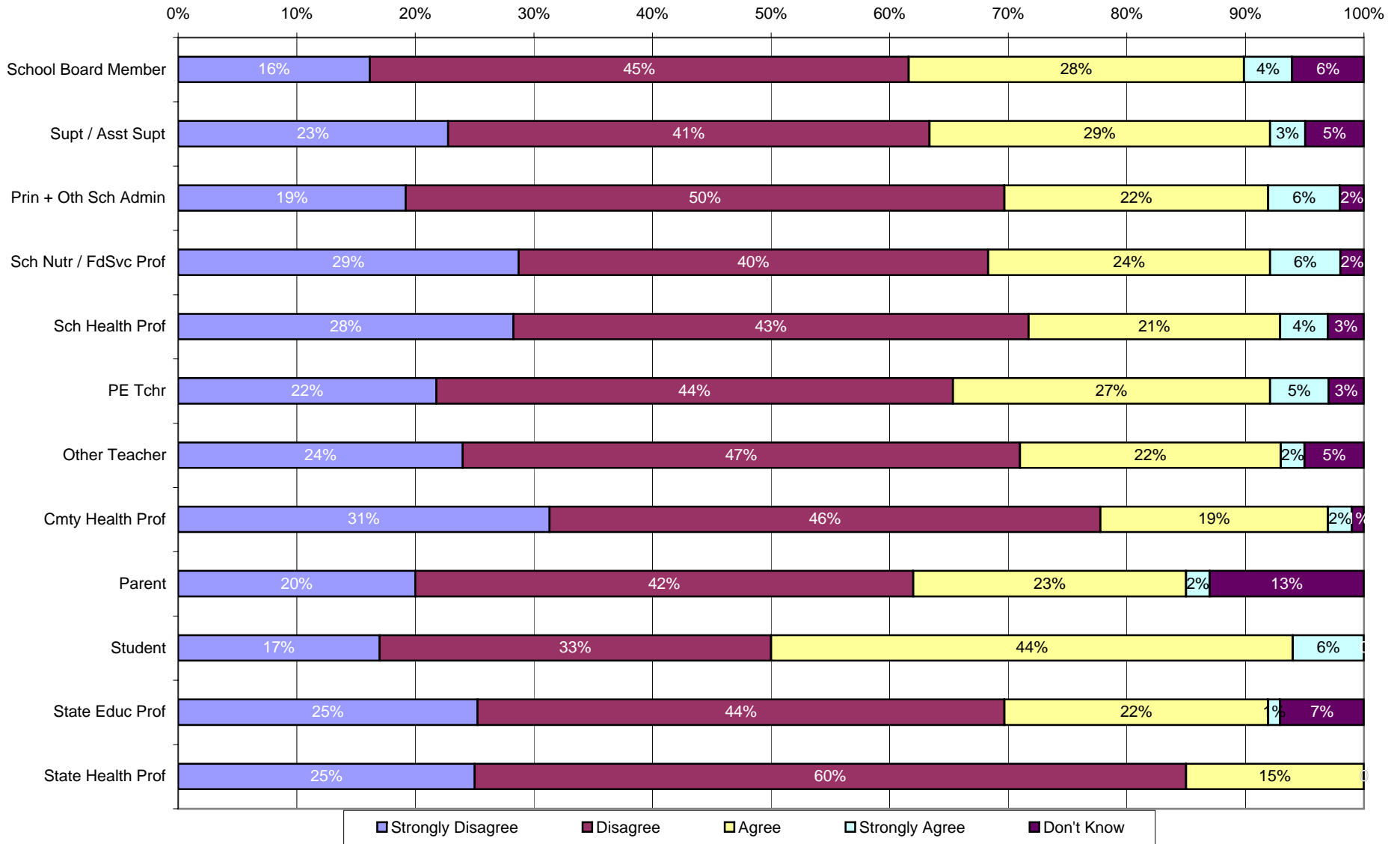
### Most schools effectively monitor and evaluate implementation of their local wellness policies



**Most schools have adequate resources to effectively strengthen school wellness.**

	Base	School Board Member	Supt / Asst Supt	Prin + Oth Sch Admin	Sch Nutr / FdSvc Prof	Sch Health Prof	PE Tchr	Other Teacher	Cmty Health Prof	Parent	Student	State Educ Prof	State Health Prof
<b>Base</b>	<b>2233</b>	<b>247</b>	<b>111</b>	<b>131</b>	<b>123</b>	<b>215</b>	<b>353</b>	<b>171</b>	<b>175</b>	<b>391</b>	<b>18</b>	<b>68</b>	<b>60</b>
	<b>100%</b>	<b>100%</b>	<b>100%</b>	<b>100%</b>	<b>100%</b>	<b>100%</b>	<b>100%</b>	<b>100%</b>	<b>100%</b>	<b>100%</b>	<b>100%</b>	<b>100%</b>	<b>100%</b>
Strongly Disagree	<b>526</b>	40	25	25	36	61	78	41	55	80	3	17	15
	<b>24%</b>	16%	23%	19%	29%	28%	22%	24%	31%	20%	17%	25%	25%
Disagree	<b>996</b>	111	46	66	49	93	155	80	81	163	6	30	36
	<b>45%</b>	45%	41%	50%	40%	43%	44%	47%	46%	42%	33%	44%	60%
Agree	<b>523</b>	70	32	29	29	45	95	38	33	89	8	15	9
	<b>23%</b>	28%	29%	22%	24%	21%	27%	22%	19%	23%	44%	22%	15%
Strongly Agree	<b>74</b>	10	3	8	7	9	16	4	4	8	1	1	-
	<b>3%</b>	4%	3%	6%	6%	4%	5%	2%	2%	2%	6%	1%	-
Don't Know	<b>114</b>	16	5	3	2	7	9	8	2	51	-	5	-
	<b>5%</b>	6%	5%	2%	2%	3%	3%	5%	1%	13%	-	7%	-

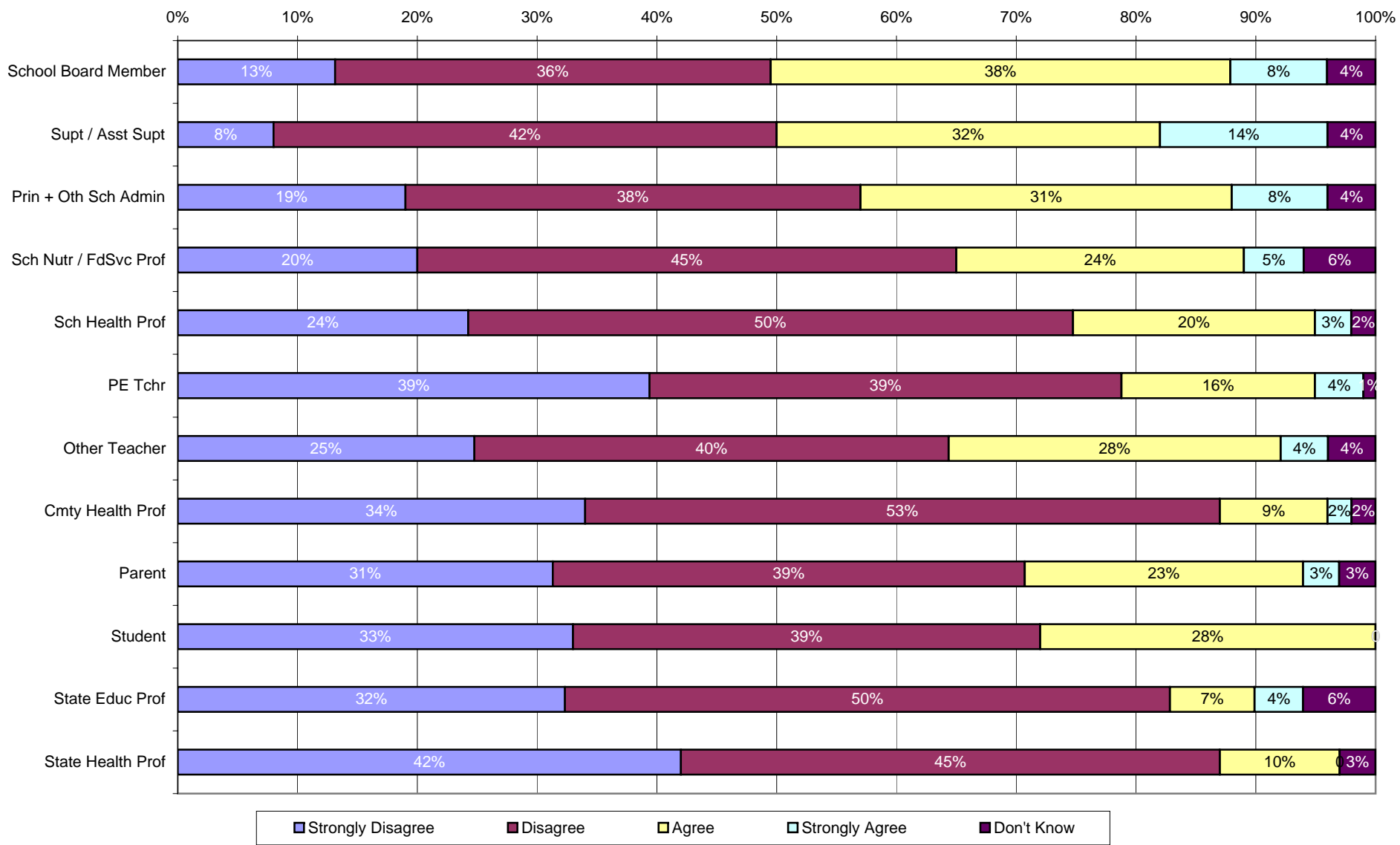
### Most schools have adequate resources to effectively strengthen school wellness



**Most schools provide quality, daily physical education programs for all students.**

	Base	School Board Member	Supt / Asst Supt	Prin + Oth Sch Admin	Sch Nutr / FdSvc Prof	Sch Health Prof	PE Tchr	Other Teacher	Cmty Health Prof	Parent	Student	State Educ Prof	State Health Prof
Base	2233	247	111	131	123	215	353	171	175	391	18	68	60
	100%	100%	100%	100%	100%	100%	100%	100%	100%	100%	100%	100%	100%
Strongly Disagree	610	32	9	25	25	52	138	42	60	123	6	22	25
	27%	13%	8%	19%	20%	24%	39%	25%	34%	31%	33%	32%	42%
Disagree	951	89	47	50	55	108	138	69	93	154	7	34	27
	43%	36%	42%	38%	45%	50%	39%	40%	53%	39%	39%	50%	45%
Agree	498	95	35	41	30	43	58	48	16	89	5	5	6
	22%	38%	32%	31%	24%	20%	16%	28%	9%	23%	28%	7%	10%
Strongly Agree	104	20	16	10	6	7	15	6	3	13	-	3	-
	5%	8%	14%	8%	5%	3%	4%	4%	2%	3%	-	4%	-
Don't Know	70	11	4	5	7	5	4	6	3	12	-	4	2
	3%	4%	4%	4%	6%	2%	1%	4%	2%	3%	-	6%	3%

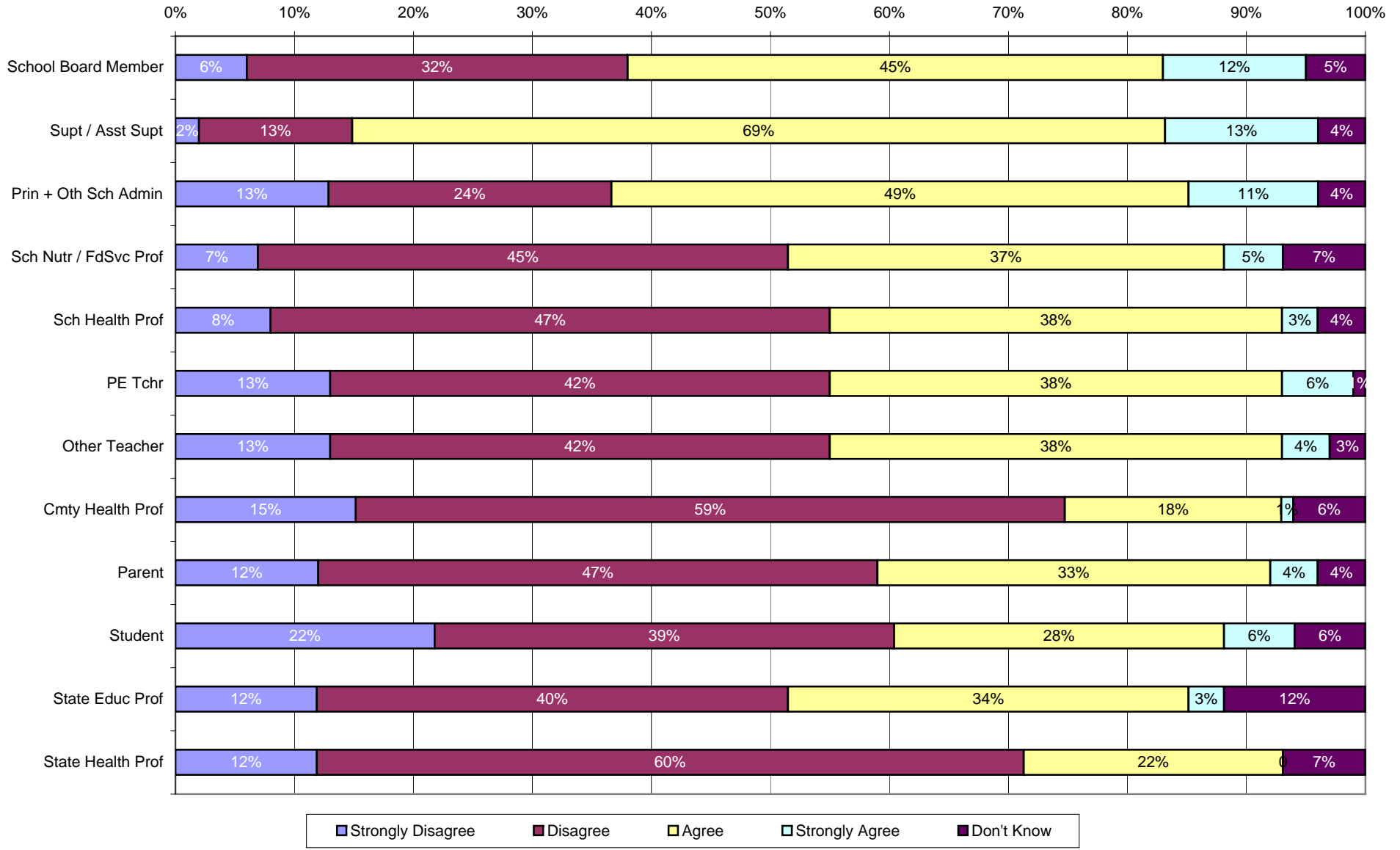
### Most schools provide quality daily physical education programs for all students



**Most schools do a good job of educating students about the importance of daily physical activity.**

	Base	School Board Member	Supt / Asst Supt	Prin + Oth Sch Admin	Sch Nutr / FdSvc Prof	Sch Health Prof	PE Tchr	Other Teacher	Cmty Health Prof	Parent	Student	State Educ Prof	State Health Prof
<b>Base</b>	<b>2233</b>	<b>247</b>	<b>111</b>	<b>131</b>	<b>123</b>	<b>215</b>	<b>353</b>	<b>171</b>	<b>175</b>	<b>391</b>	<b>18</b>	<b>68</b>	<b>60</b>
	<b>100%</b>	<b>100%</b>	<b>100%</b>	<b>100%</b>	<b>100%</b>	<b>100%</b>	<b>100%</b>	<b>100%</b>	<b>100%</b>	<b>100%</b>	<b>100%</b>	<b>100%</b>	<b>100%</b>
Strongly Disagree	<b>249</b>	15	2	17	9	18	46	23	26	47	4	8	7
	<b>11%</b>	6%	2%	13%	7%	8%	13%	13%	15%	12%	22%	12%	12%
Disagree	<b>928</b>	79	14	31	55	100	147	72	104	183	7	27	36
	<b>42%</b>	32%	13%	24%	45%	47%	42%	42%	59%	47%	39%	40%	60%
Agree	<b>832</b>	111	77	64	45	82	134	65	32	130	5	23	13
	<b>37%</b>	45%	69%	49%	37%	38%	38%	38%	18%	33%	28%	34%	22%
Strongly Agree	<b>123</b>	29	14	14	6	7	21	6	2	15	1	2	-
	<b>6%</b>	12%	13%	11%	5%	3%	6%	4%	1%	4%	6%	3%	-
Don't Know	<b>101</b>	13	4	5	8	8	5	5	11	16	1	8	4
	<b>5%</b>	5%	4%	4%	7%	4%	1%	3%	6%	4%	6%	12%	7%

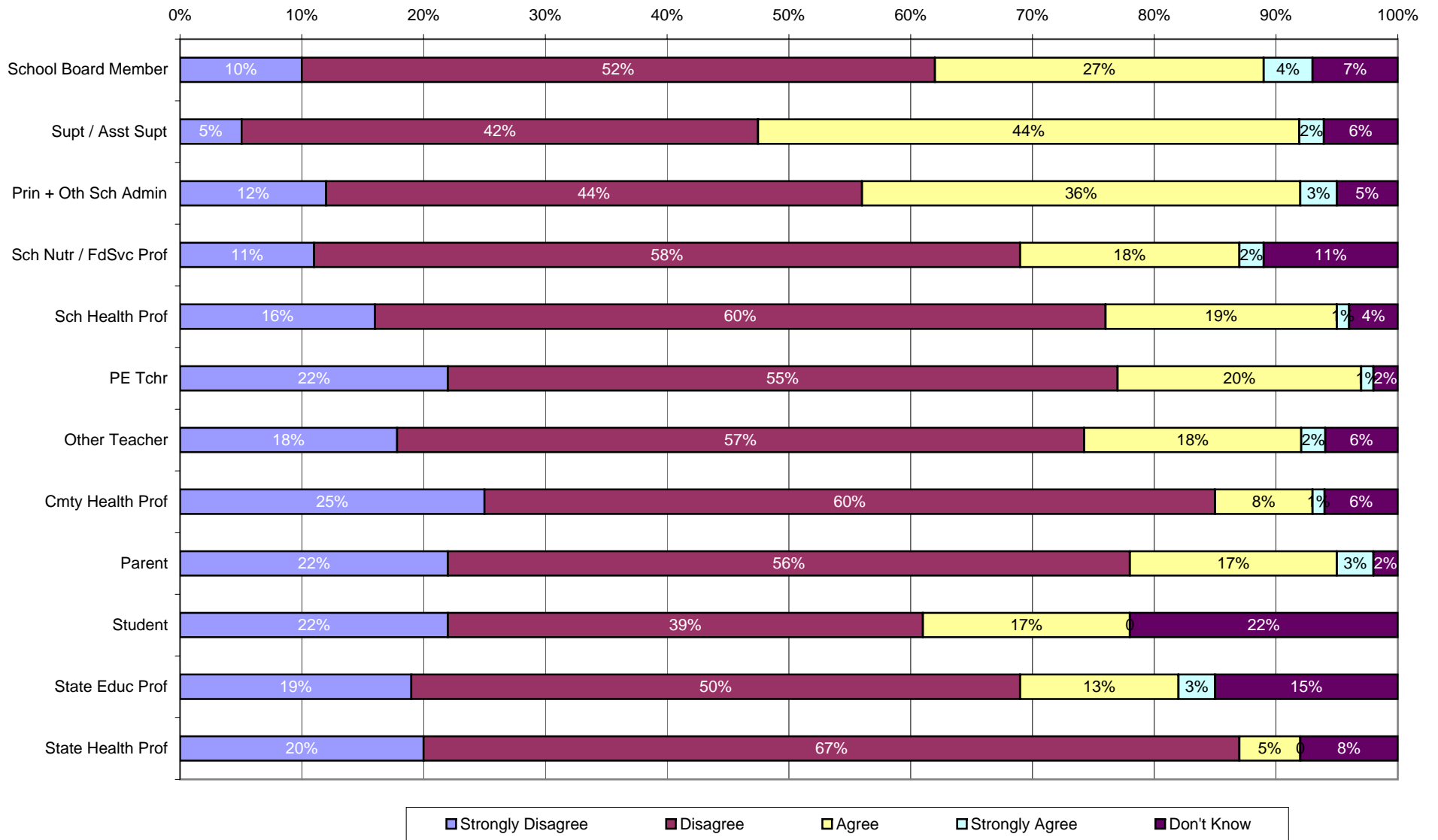
### Most schools do a good job of educating students about the importance of daily physical activity



**Most schools provide adequate information to parents on the importance of daily physical activity.**

	Base	School Board Member	Supt / Asst Supt	Prin + Oth Sch Admin	Sch Nutr / FdSvc Prof	Sch Health Prof	PE Tchr	Other Teacher	Cmty Health Prof	Parent	Student	State Educ Prof	State Health Prof
<b>Base</b>	<b>2233</b>	<b>247</b>	<b>111</b>	<b>131</b>	<b>123</b>	<b>215</b>	<b>353</b>	<b>171</b>	<b>175</b>	<b>391</b>	<b>18</b>	<b>68</b>	<b>60</b>
	<b>100%</b>	<b>100%</b>	<b>100%</b>	<b>100%</b>	<b>100%</b>	<b>100%</b>	<b>100%</b>	<b>100%</b>	<b>100%</b>	<b>100%</b>	<b>100%</b>	<b>100%</b>	<b>100%</b>
Strongly Disagree	<b>405</b>	24	6	16	14	34	78	30	44	87	4	13	12
	<b>18%</b>	10%	5%	12%	11%	16%	22%	18%	25%	22%	22%	19%	20%
Disagree	<b>1211</b>	129	47	57	71	129	193	97	105	218	7	34	40
	<b>54%</b>	52%	42%	44%	58%	60%	55%	57%	60%	56%	39%	50%	67%
Agree	<b>446</b>	66	49	47	22	40	71	30	14	67	3	9	3
	<b>20%</b>	27%	44%	36%	18%	19%	20%	18%	8%	17%	17%	13%	5%
Strongly Agree	<b>46</b>	11	2	4	3	3	4	4	1	10	-	2	-
	<b>2%</b>	4%	2%	3%	2%	1%	1%	2%	1%	3%	-	3%	-
Don't Know	<b>125</b>	17	7	7	13	9	7	10	11	9	4	10	5
	<b>6%</b>	7%	6%	5%	11%	4%	2%	6%	6%	2%	22%	15%	8%

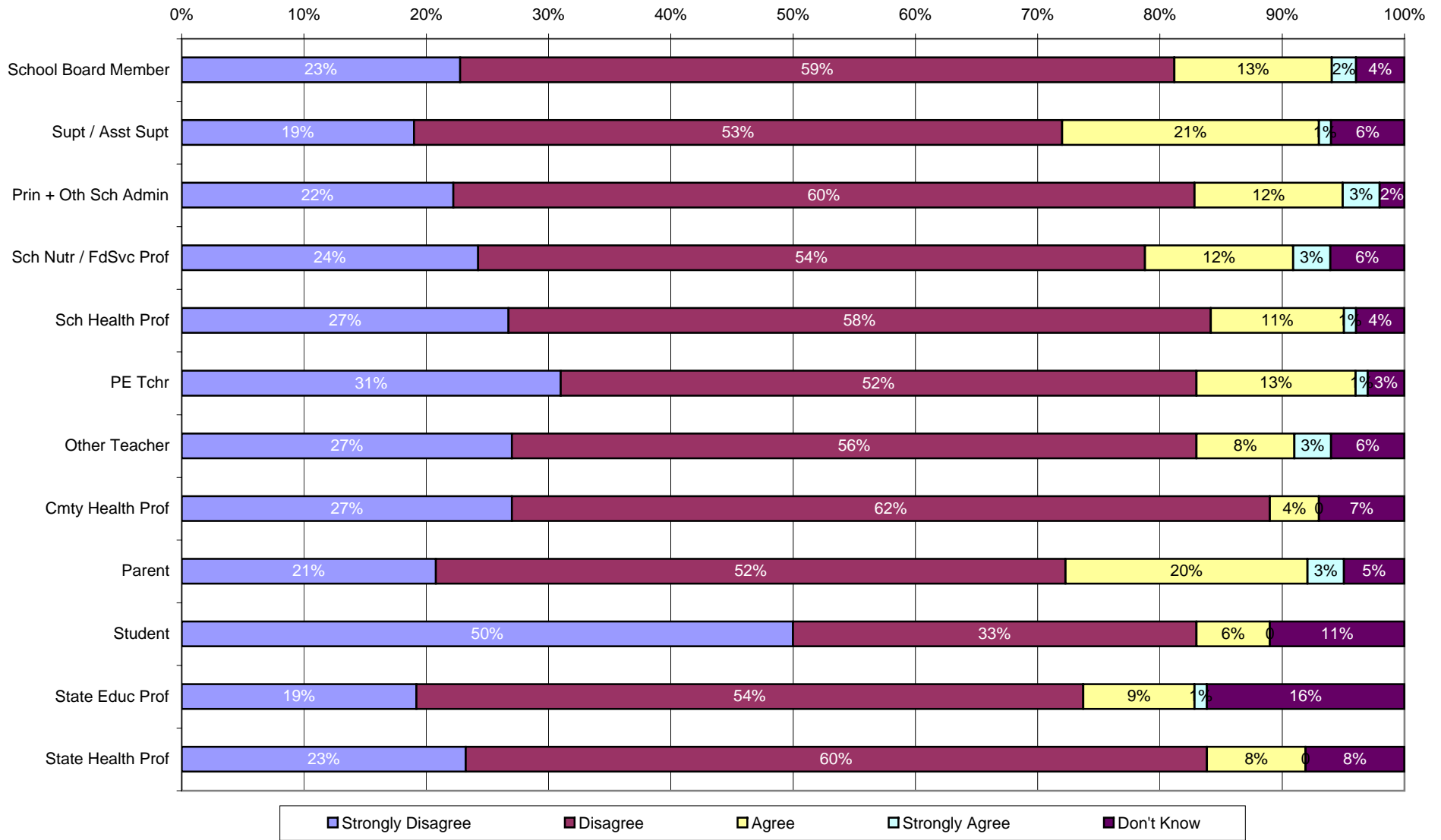
### Most schools provide adequate information to parents on the importance of daily physical activity



**Most parents do a good job of encouraging their children to be physically active every day.**

	Base	School Board Member	Supt / Asst Supt	Prin + Oth Sch Admin	Sch Nutr / FdSvc Prof	Sch Health Prof	PE Tchr	Other Teacher	Cmty Health Prof	Parent	Student	State Educ Prof	State Health Prof
<b>Base</b>	<b>2233</b>	<b>247</b>	<b>111</b>	<b>131</b>	<b>123</b>	<b>215</b>	<b>353</b>	<b>171</b>	<b>175</b>	<b>391</b>	<b>18</b>	<b>68</b>	<b>60</b>
	<b>100%</b>	<b>100%</b>	<b>100%</b>	<b>100%</b>	<b>100%</b>	<b>100%</b>	<b>100%</b>	<b>100%</b>	<b>100%</b>	<b>100%</b>	<b>100%</b>	<b>100%</b>	<b>100%</b>
Strongly Disagree	<b>561</b>	58	21	29	30	57	108	46	47	81	9	13	14
	<b>25%</b>	23%	19%	22%	24%	27%	31%	27%	27%	21%	50%	19%	23%
Disagree	<b>1238</b>	145	59	79	67	124	185	96	108	202	6	37	36
	<b>55%</b>	59%	53%	60%	54%	58%	52%	56%	62%	52%	33%	54%	60%
Agree	<b>279</b>	31	23	16	15	23	46	14	7	78	1	6	5
	<b>12%</b>	13%	21%	12%	12%	11%	13%	8%	4%	20%	6%	9%	8%
Strongly Agree	<b>38</b>	4	1	4	4	2	4	5	-	12	-	1	-
	<b>2%</b>	2%	1%	3%	3%	1%	1%	3%	-	3%	-	1%	-
Don't Know	<b>117</b>	9	7	3	7	9	10	10	13	18	2	11	5
	<b>5%</b>	4%	6%	2%	6%	4%	3%	6%	7%	5%	11%	16%	8%

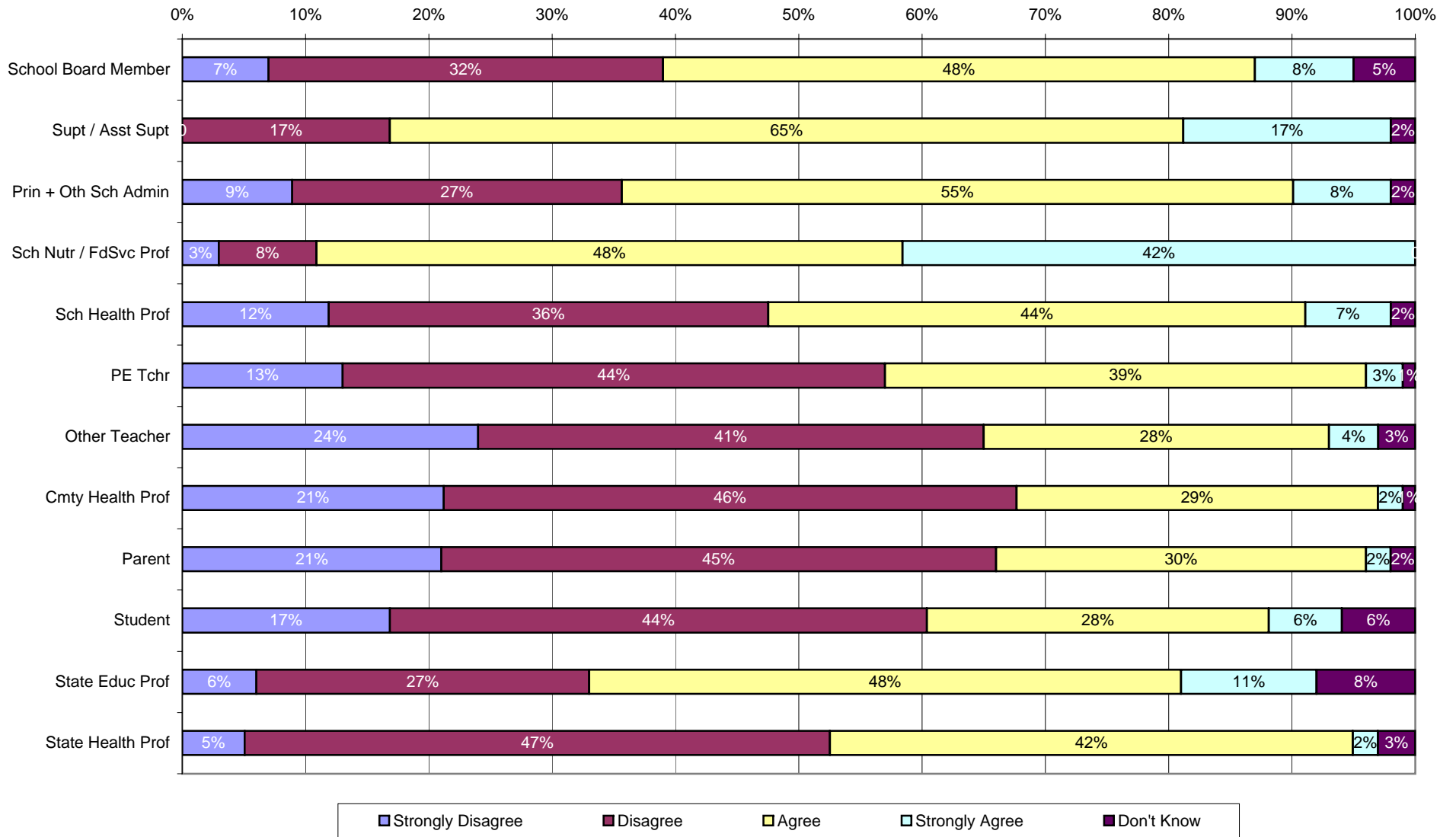
### Most parents do a good job of encouraging their children to be physically active every day



**Most school meals provide a variety of healthful foods and beverages that appeal to children.**

	Base	School Board Member	Supt / Asst Supt	Prin + Oth Sch Admin	Sch Nutr / FdSvc Prof	Sch Health Prof	PE Tchr	Other Teacher	Cmty Health Prof	Parent	Student	State Educ Prof	State Health Prof
<b>Base</b>	<b>2193</b>	<b>242</b>	<b>109</b>	<b>126</b>	<b>120</b>	<b>213</b>	<b>345</b>	<b>169</b>	<b>173</b>	<b>388</b>	<b>18</b>	<b>66</b>	<b>59</b>
	<b>100%</b>	<b>100%</b>	<b>100%</b>	<b>100%</b>	<b>100%</b>	<b>100%</b>	<b>100%</b>	<b>100%</b>	<b>100%</b>	<b>100%</b>	<b>100%</b>	<b>100%</b>	<b>100%</b>
Strongly Disagree	<b>301</b>	18	-	11	3	25	46	41	37	83	3	4	3
	<b>14%</b>	7%	-	9%	3%	12%	13%	24%	21%	21%	17%	6%	5%
Disagree	<b>816</b>	78	18	34	9	77	153	70	80	173	8	18	28
	<b>37%</b>	32%	17%	27%	8%	36%	44%	41%	46%	45%	44%	27%	47%
Agree	<b>872</b>	115	71	69	58	93	133	47	51	116	5	32	25
	<b>40%</b>	48%	65%	55%	48%	44%	39%	28%	29%	30%	28%	48%	42%
Strongly Agree	<b>154</b>	19	18	10	50	14	10	6	3	9	1	7	1
	<b>7%</b>	8%	17%	8%	42%	7%	3%	4%	2%	2%	6%	11%	2%
Don't Know	<b>50</b>	12	2	2	-	4	3	5	2	7	1	5	2
	<b>2%</b>	5%	2%	2%	-	2%	1%	3%	1%	2%	6%	8%	3%

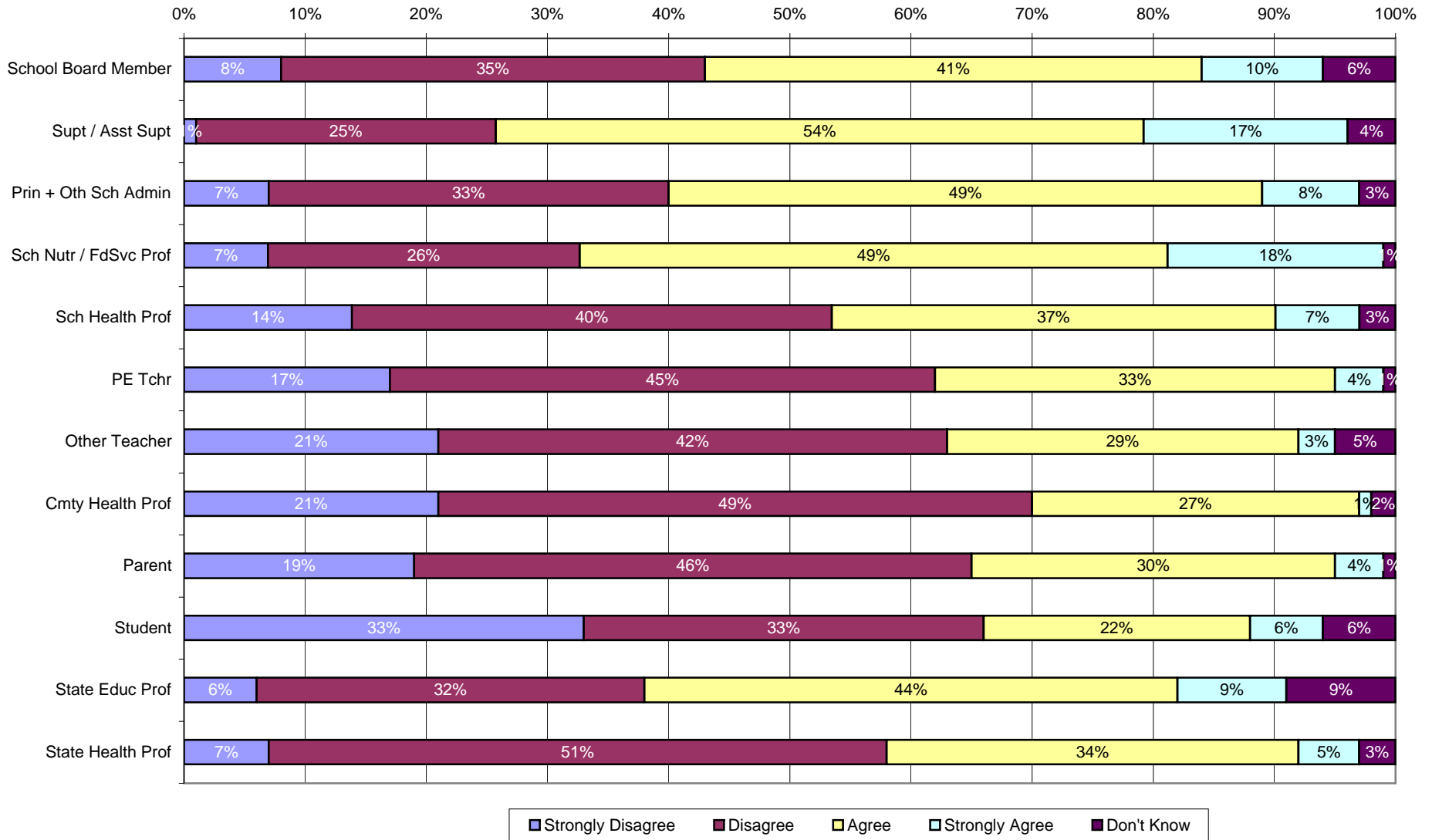
### Most school meals provide a variety of healthful foods and beverages that appeal to children



**Most schools do a good job of limiting access to high-calorie, low-nutrient foods and beverages throughout the school.**

	Base	School Board Member	Supt / Asst Supt	Prin + Oth Sch Admin	Sch Nutr / FdSvc Prof	Sch Health Prof	PE Tchr	Other Teacher	Cmty Health Prof	Parent	Student	State Educ Prof	State Health Prof
<b>Base</b>	<b>2193</b>	<b>242</b>	<b>109</b>	<b>126</b>	<b>120</b>	<b>213</b>	<b>345</b>	<b>169</b>	<b>173</b>	<b>388</b>	<b>18</b>	<b>66</b>	<b>59</b>
	<b>100%</b>	<b>100%</b>	<b>100%</b>	<b>100%</b>	<b>100%</b>	<b>100%</b>	<b>100%</b>	<b>100%</b>	<b>100%</b>	<b>100%</b>	<b>100%</b>	<b>100%</b>	<b>100%</b>
Strongly Disagree	<b>312</b>	19	1	9	8	29	58	36	36	75	6	4	4
	<b>14%</b>	8%	1%	7%	7%	14%	17%	21%	21%	19%	33%	6%	7%
Disagree	<b>892</b>	85	27	41	31	85	156	71	85	178	6	21	30
	<b>41%</b>	35%	25%	33%	26%	40%	45%	42%	49%	46%	33%	32%	51%
Agree	<b>785</b>	99	59	62	59	79	114	49	47	115	4	29	20
	<b>36%</b>	41%	54%	49%	49%	37%	33%	29%	27%	30%	22%	44%	34%
Strongly Agree	<b>139</b>	25	18	10	21	14	13	5	1	15	1	6	3
	<b>6%</b>	10%	17%	8%	18%	7%	4%	3%	1%	4%	6%	9%	5%
Don't Know	<b>65</b>	14	4	4	1	6	4	8	4	5	1	6	2
	<b>3%</b>	6%	4%	3%	1%	3%	1%	5%	2%	1%	6%	9%	3%

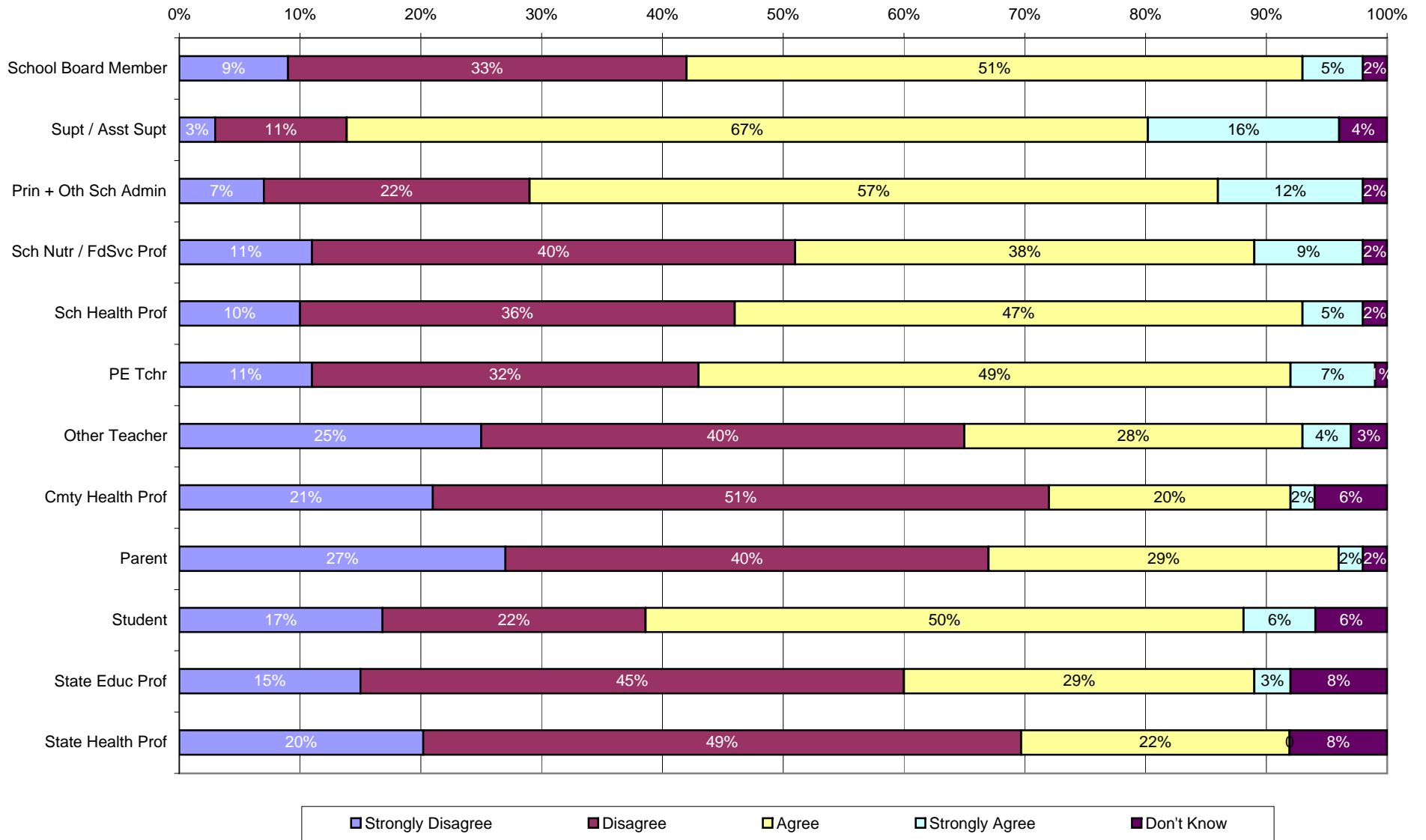
### Most schools do a good job of limiting access to high-calorie, low-nutrient foods and beverages throughout the school



## Most schools provide students with adequate time to eat lunch.

	Base	School Board Member	Supt / Asst Supt	Prin + Oth Sch Admin	Sch Nutr / FdSvc Prof	Sch Health Prof	PE Tchr	Other Teacher	Cmty Health Prof	Parent	Student	State Educ Prof	State Health Prof
<b>Base</b>	<b>2193</b>	<b>242</b>	<b>109</b>	<b>131</b>	<b>120</b>	<b>213</b>	<b>345</b>	<b>169</b>	<b>173</b>	<b>388</b>	<b>18</b>	<b>66</b>	<b>59</b>
	<b>100%</b>	<b>100%</b>	<b>100%</b>	<b>100%</b>	<b>100%</b>	<b>100%</b>	<b>100%</b>	<b>100%</b>	<b>100%</b>	<b>100%</b>	<b>100%</b>	<b>100%</b>	<b>100%</b>
Strongly Disagree	<b>343</b>	22	3	9	13	22	37	42	37	103	3	10	12
	<b>16%</b>	9%	3%	7%	11%	10%	11%	25%	21%	27%	17%	15%	20%
Disagree	<b>801</b>	80	12	28	48	76	112	67	88	156	4	30	29
	<b>37%</b>	33%	11%	22%	40%	36%	32%	40%	51%	40%	22%	45%	49%
Agree	<b>878</b>	123	73	72	46	101	168	48	34	112	9	19	13
	<b>40%</b>	51%	67%	57%	38%	47%	49%	28%	20%	29%	50%	29%	22%
Strongly Agree	<b>111</b>	11	17	15	11	10	24	7	3	9	1	2	-
	<b>5%</b>	5%	16%	12%	9%	5%	7%	4%	2%	2%	6%	3%	-
Don't Know	<b>60</b>	6	4	2	2	4	4	5	11	8	1	5	5
	<b>3%</b>	2%	4%	2%	2%	2%	1%	3%	6%	2%	6%	8%	8%

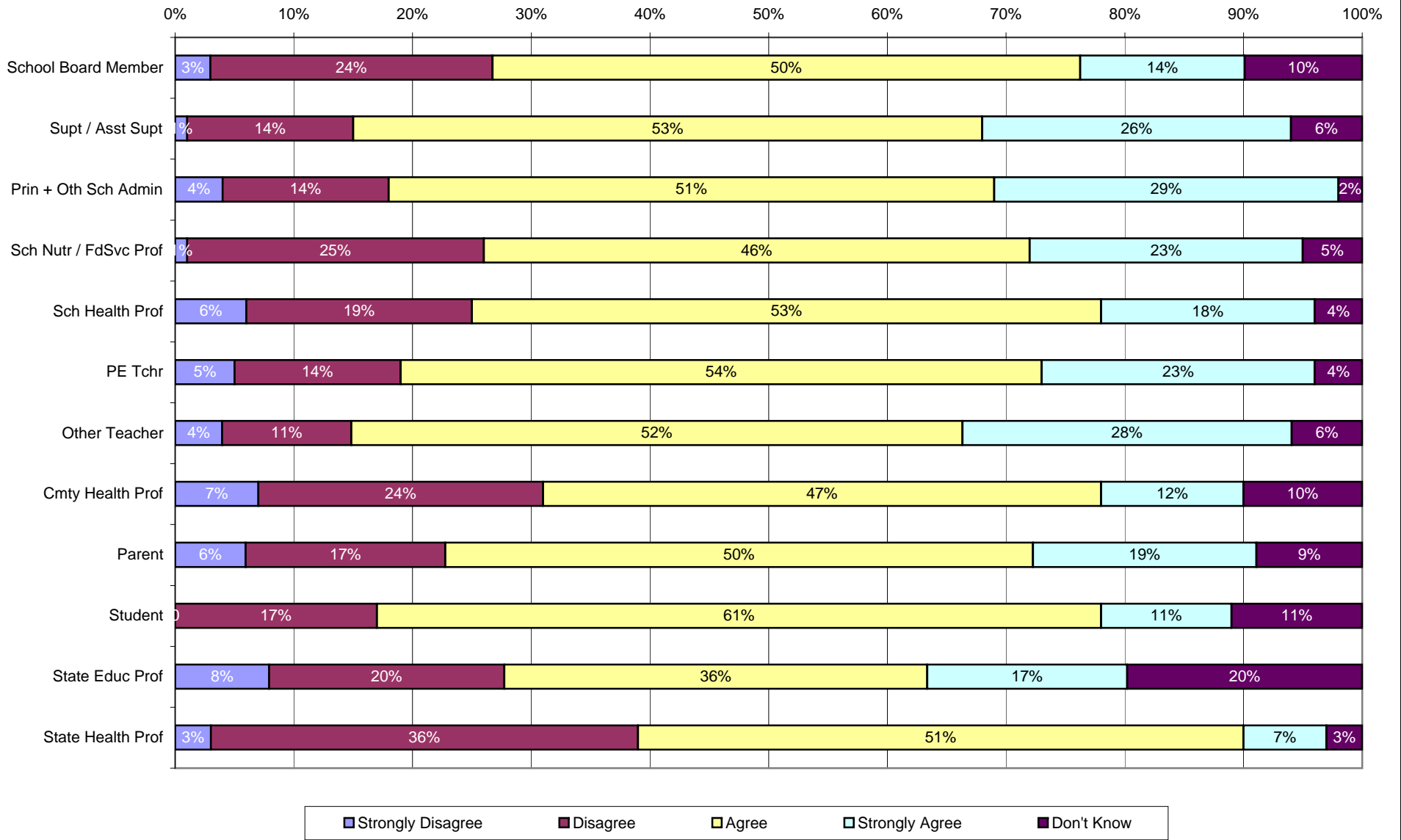
### Most schools provide students with adequate time to eat lunch



**Most schools are making breakfast available at school every day for all children.**

	Base	School Board Member	Supt / Asst Supt	Prin + Oth Sch Admin	Sch Nutr / FdSvc Prof	Sch Health Prof	PE Tchr	Other Teacher	Cmty Health Prof	Parent	Student	State Educ Prof	State Health Prof
Base	2193	242	109	126	120	213	345	169	173	388	18	66	59
	100%	100%	100%	100%	100%	100%	100%	100%	100%	100%	100%	100%	100%
Strongly Disagree	101	8	1	5	1	13	16	6	12	22	-	5	2
	5%	3%	1%	4%	1%	6%	5%	4%	7%	6%	-	8%	3%
Disagree	418	57	15	18	30	41	50	18	42	66	3	13	21
	19%	24%	14%	14%	25%	19%	14%	11%	24%	17%	17%	20%	36%
Agree	1101	121	58	64	55	113	186	88	81	194	11	24	30
	50%	50%	53%	51%	46%	53%	54%	52%	47%	50%	61%	36%	51%
Strongly Agree	416	33	28	37	28	38	80	47	20	72	2	11	4
	19%	14%	26%	29%	23%	18%	23%	28%	12%	19%	11%	17%	7%
Don't Know	157	23	7	2	6	8	13	10	18	34	2	13	2
	7%	10%	6%	2%	5%	4%	4%	6%	10%	9%	11%	20%	3%

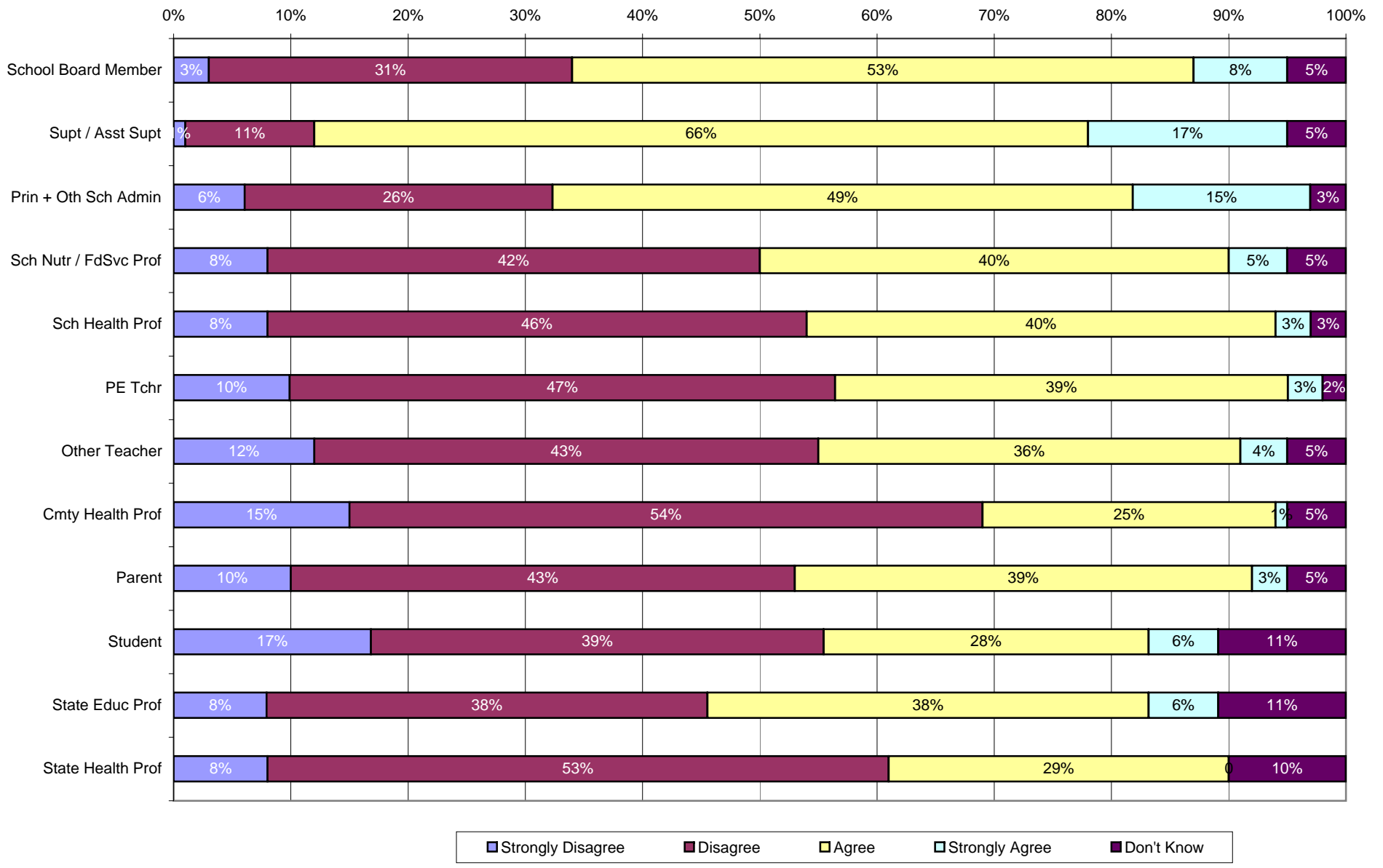
### Most schools are making breakfast available at school every day for all children



**Most schools do a good job of educating students on the importance of sound nutrition.**

	Base	School Board Member	Supt / Asst Supt	Prin + Oth Sch Admin	Sch Nutr / FdSvc Prof	Sch Health Prof	PE Tchr	Other Teacher	Cmty Health Prof	Parent	Student	State Educ Prof	State Health Prof
Base	2193	242	109	126	120	213	345	169	173	388	18	66	59
	100%	100%	100%	100%	100%	100%	100%	100%	100%	100%	100%	100%	100%
Strongly Disagree	194	8	1	8	10	16	34	20	26	37	3	5	5
	9%	3%	1%	6%	8%	8%	10%	12%	15%	10%	17%	8%	8%
Disagree	907	74	12	33	50	99	161	73	93	167	7	25	31
	41%	31%	11%	26%	42%	46%	47%	43%	54%	43%	39%	38%	53%
Agree	879	128	72	62	48	85	133	61	44	152	5	25	17
	40%	53%	66%	49%	40%	40%	39%	36%	25%	39%	28%	38%	29%
Strongly Agree	110	19	19	19	6	6	11	6	1	12	1	4	-
	5%	8%	17%	15%	5%	3%	3%	4%	1%	3%	6%	6%	-
Don't Know	103	13	5	4	6	7	6	9	9	20	2	7	6
	5%	5%	5%	3%	5%	3%	2%	5%	5%	5%	11%	11%	10%

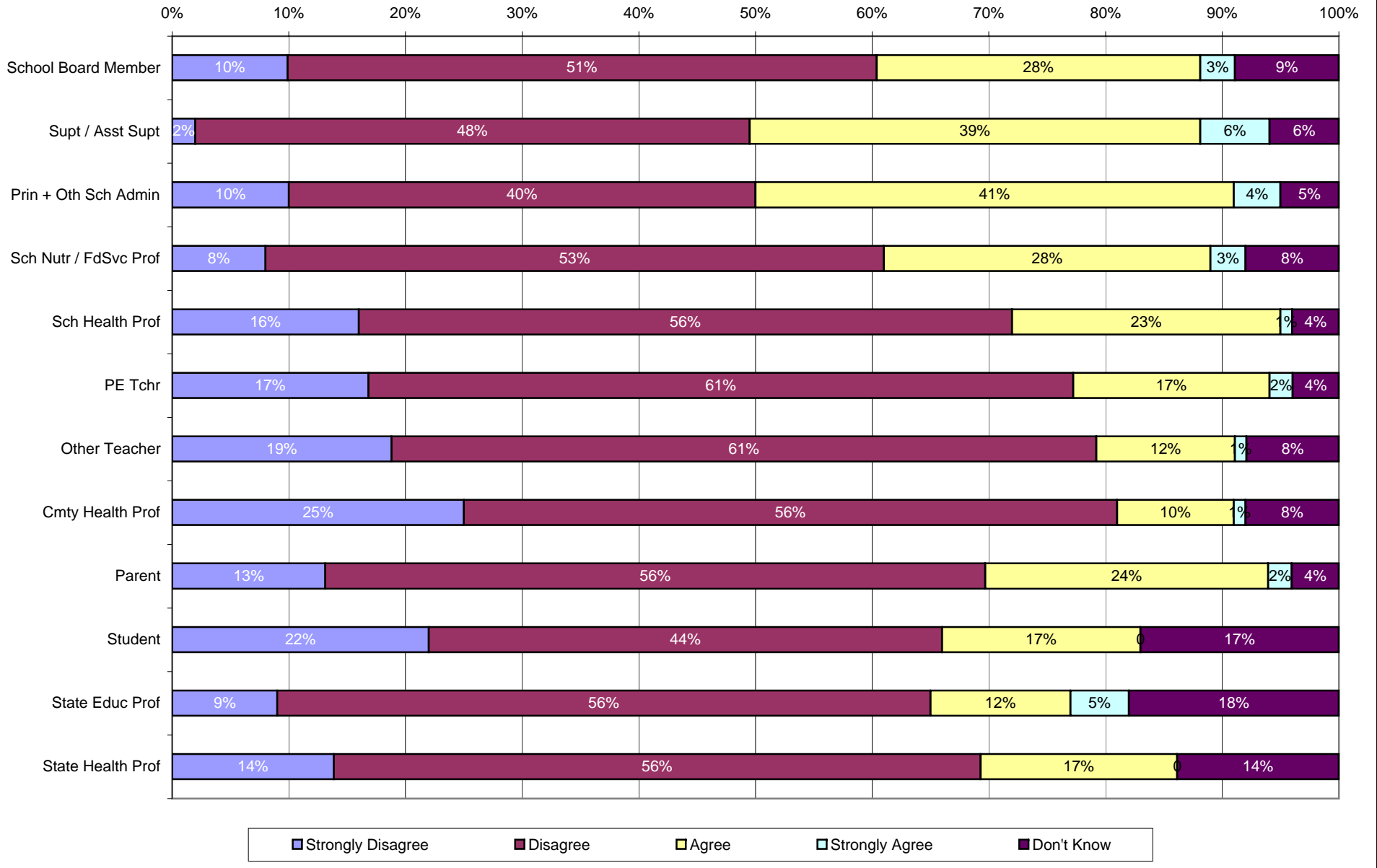
### Most schools do a good job of educating students on the importance of sound nutrition



**Most schools do a good job of providing information to parents on the importance of sound nutrition.**

	Base	School Board Member	Supt / Asst Supt	Prin + Oth Sch Admin	Sch Nutr / FdSvc Prof	Sch Health Prof	PE Tchr	Other Teacher	Cmty Health Prof	Parent	Student	State Educ Prof	State Health Prof
Base	2193	242	109	126	120	213	345	169	173	388	18	66	59
	100%	100%	100%	100%	100%	100%	100%	100%	100%	100%	100%	100%	100%
Strongly Disagree	315	23	2	12	10	34	58	32	43	51	4	6	8
	14%	10%	2%	10%	8%	16%	17%	19%	25%	13%	22%	9%	14%
Disagree	1210	124	52	51	63	119	209	103	97	219	8	37	33
	55%	51%	48%	40%	53%	56%	61%	61%	56%	56%	44%	56%	56%
Agree	481	67	43	52	34	49	59	20	18	94	3	8	10
	22%	28%	39%	41%	28%	23%	17%	12%	10%	24%	17%	12%	17%
Strongly Agree	45	7	6	5	4	3	6	1	1	7	-	3	-
	2%	3%	6%	4%	3%	1%	2%	1%	1%	2%	-	5%	-
Don't Know	142	21	6	6	9	8	13	13	14	17	3	12	8
	6%	9%	6%	5%	8%	4%	4%	8%	8%	4%	17%	18%	14%

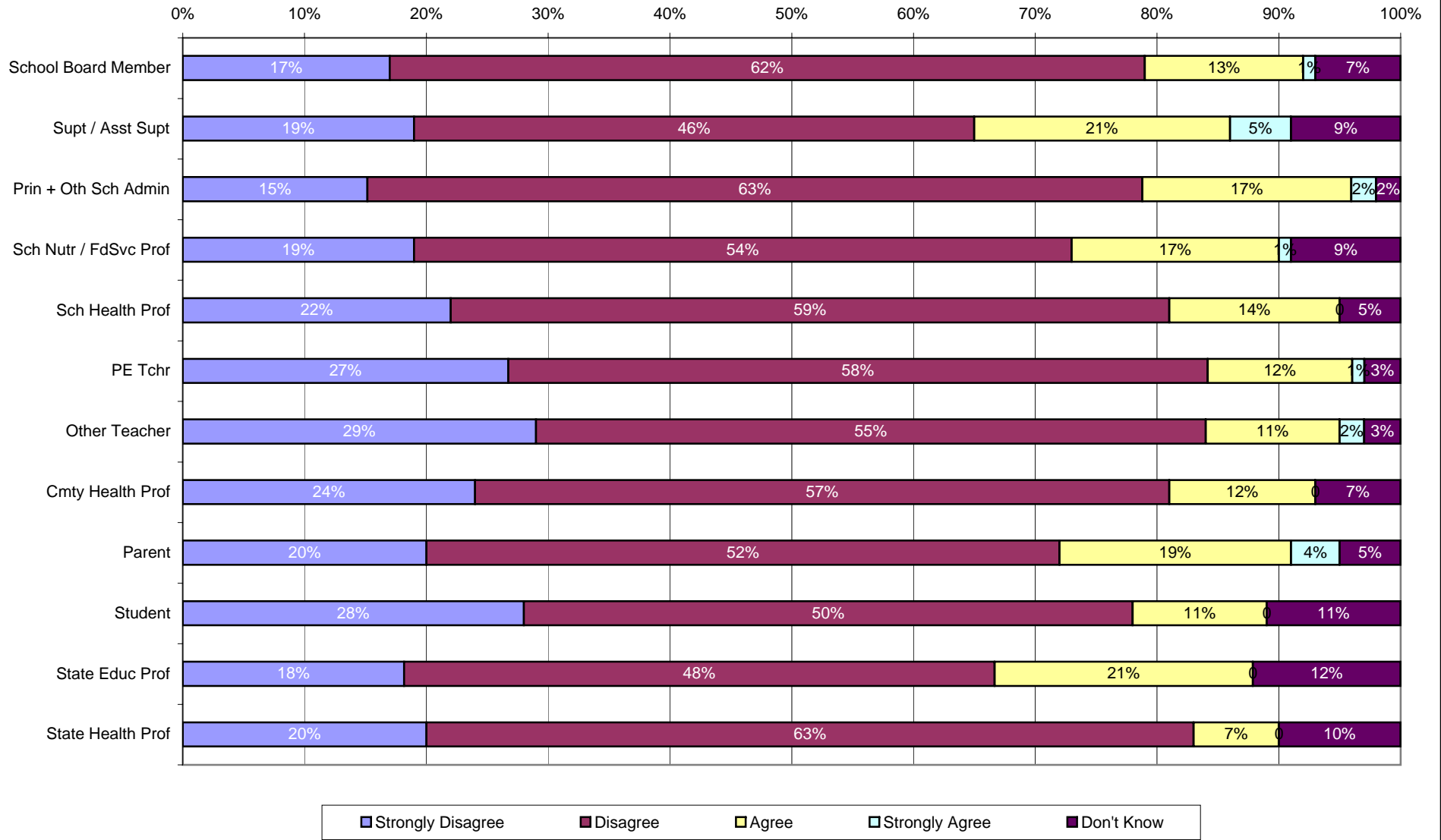
**Most schools do a good job of providing information to parents on the importance of sound nutrition**



**Most parents do a good job of encouraging their children to consume healthful foods and beverages.**

	Base	School Board Member	Supt / Asst Supt	Prin + Oth Sch Admin	Sch Nutr / FdSvc Prof	Sch Health Prof	PE Tchr	Other Teacher	Cmty Health Prof	Parent	Student	State Educ Prof	State Health Prof
Base	2193	242	109	126	120	213	345	169	173	388	18	66	59
	100%	100%	100%	100%	100%	100%	100%	100%	100%	100%	100%	100%	100%
Strongly Disagree	482	40	21	19	23	46	92	49	42	79	5	12	12
	22%	17%	19%	15%	19%	22%	27%	29%	24%	20%	28%	18%	20%
Disagree	1230	150	50	80	65	126	199	93	98	200	9	32	37
	56%	62%	46%	63%	54%	59%	58%	55%	57%	52%	50%	48%	63%
Agree	320	32	23	22	20	29	41	18	21	74	2	14	4
	15%	13%	21%	17%	17%	14%	12%	11%	12%	19%	11%	21%	7%
Strongly Agree	32	2	5	3	1	1	2	4	-	14	-	-	-
	1%	1%	5%	2%	1%	*	1%	2%	-	4%	-	-	-
Don't Know	129	18	10	2	11	11	11	5	12	21	2	8	6
	6%	7%	9%	2%	9%	5%	3%	3%	7%	5%	11%	12%	10%

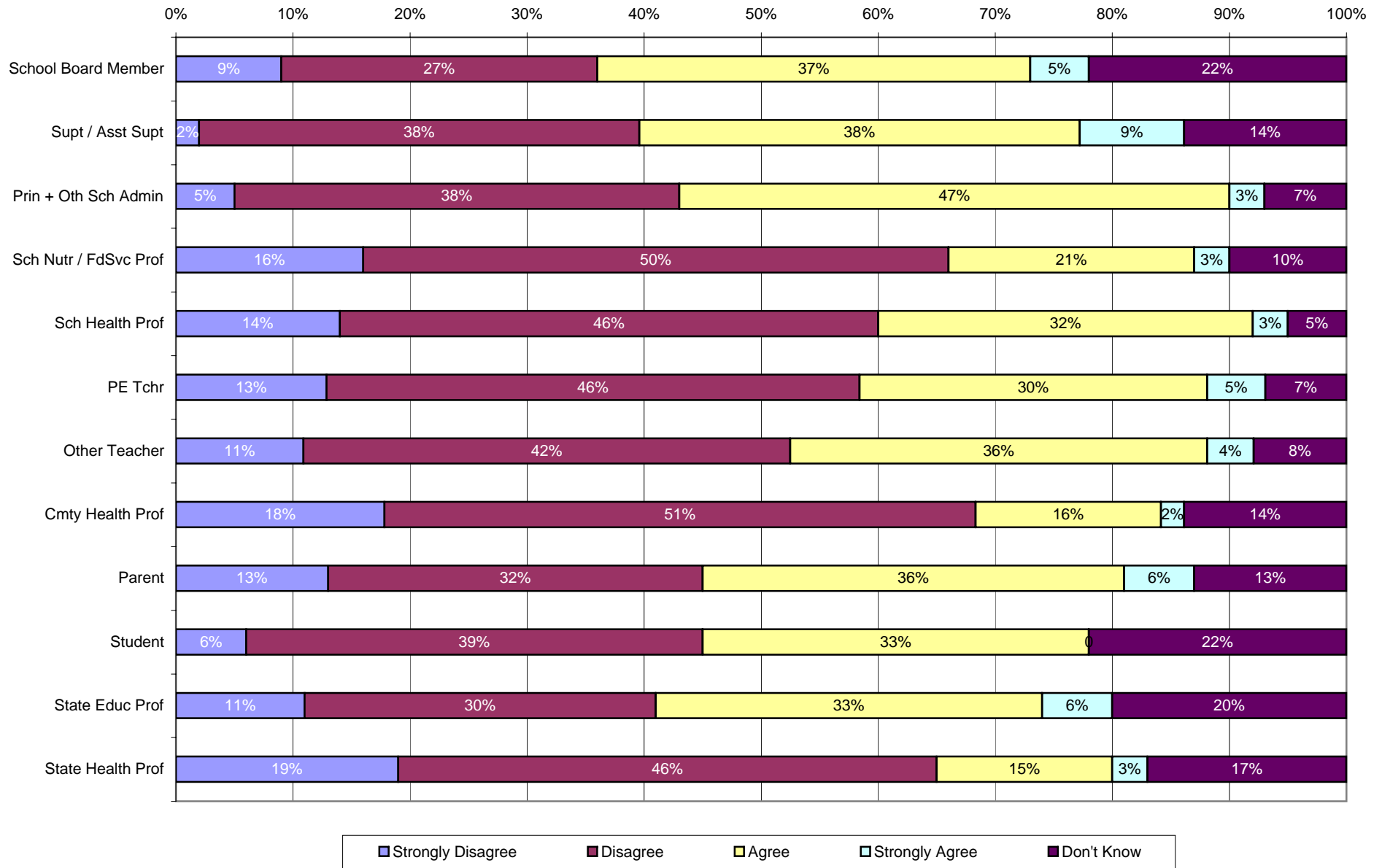
### Most parents do a good job of encouraging their children to consume healthful foods and beverages



**Most schools are utilizing non-food rewards for student accomplishments.**

	Base	School Board Member	Supt / Asst Supt	Prin + Oth Sch Admin	Sch Nutr / FdSvc Prof	Sch Health Prof	PE Tchr	Other Teacher	Cmty Health Prof	Parent	Student	State Educ Prof	State Health Prof
Base	2193	242	109	126	120	213	345	169	173	388	18	66	59
	100%	100%	100%	100%	100%	100%	100%	100%	100%	100%	100%	100%	100%
Strongly Disagree	255	21	2	6	19	30	44	18	31	49	1	7	11
	12%	9%	2%	5%	16%	14%	13%	11%	18%	13%	6%	11%	19%
Disagree	867	65	41	48	60	98	158	71	88	123	7	20	27
	40%	27%	38%	38%	50%	46%	46%	42%	51%	32%	39%	30%	46%
Agree	700	90	41	59	25	68	103	60	27	140	6	22	9
	32%	37%	38%	47%	21%	32%	30%	36%	16%	36%	33%	33%	15%
Strongly Agree	95	12	10	4	4	6	16	7	3	24	-	4	2
	4%	5%	9%	3%	3%	3%	5%	4%	2%	6%	-	6%	3%
Don't Know	276	54	15	9	12	11	24	13	24	52	4	13	10
	13%	22%	14%	7%	10%	5%	7%	8%	14%	13%	22%	20%	17%

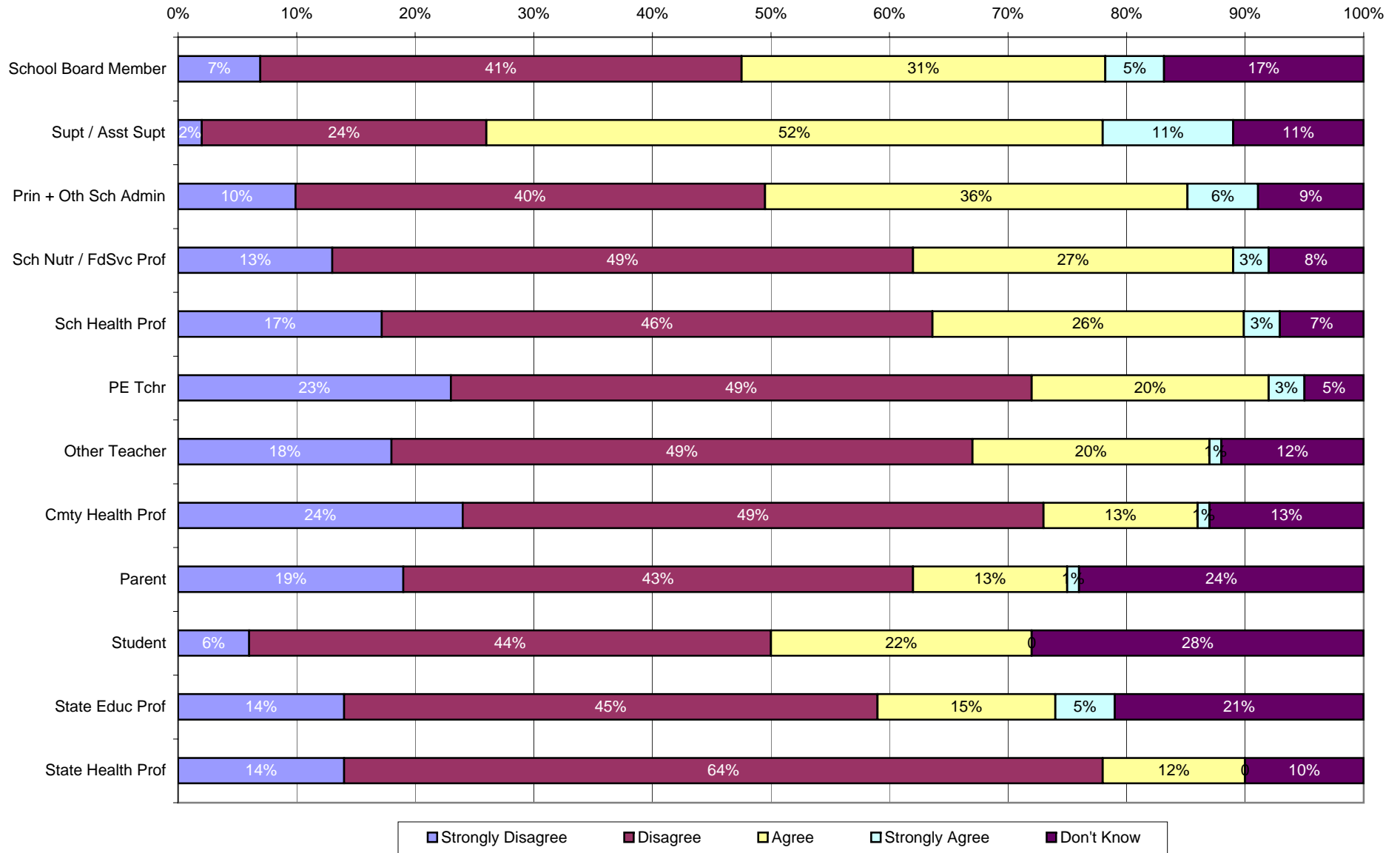
### Most schools are utilizing nonfood rewards for student accomplishments



**Most schools effectively engage wellness teams in advancing their local wellness policies.**

	Base	School Board Member	Supt / Asst Supt	Prin + Oth Sch Admin	Sch Nutr / FdSvc Prof	Sch Health Prof	PE Tchr	Other Teacher	Cmty Health Prof	Parent	Student	State Educ Prof	State Health Prof
Base	2193	242	109	126	120	213	345	169	173	388	18	66	59
	100%	100%	100%	100%	100%	100%	100%	100%	100%	100%	100%	100%	100%
Strongly Disagree	359	16	2	12	15	37	79	31	42	73	1	9	8
	16%	7%	2%	10%	13%	17%	23%	18%	24%	19%	6%	14%	14%
Disagree	990	100	26	51	59	98	169	83	85	166	8	30	38
	45%	41%	24%	40%	49%	46%	49%	49%	49%	43%	44%	45%	64%
Agree	488	75	57	45	32	56	69	33	23	51	4	10	7
	22%	31%	52%	36%	27%	26%	20%	20%	13%	13%	22%	15%	12%
Strongly Agree	64	11	12	7	4	7	10	2	1	3	-	3	-
	3%	5%	11%	6%	3%	3%	3%	1%	1%	1%	-	5%	-
Don't Know	292	40	12	11	10	15	18	20	22	95	5	14	6
	13%	17%	11%	9%	8%	7%	5%	12%	13%	24%	28%	21%	10%

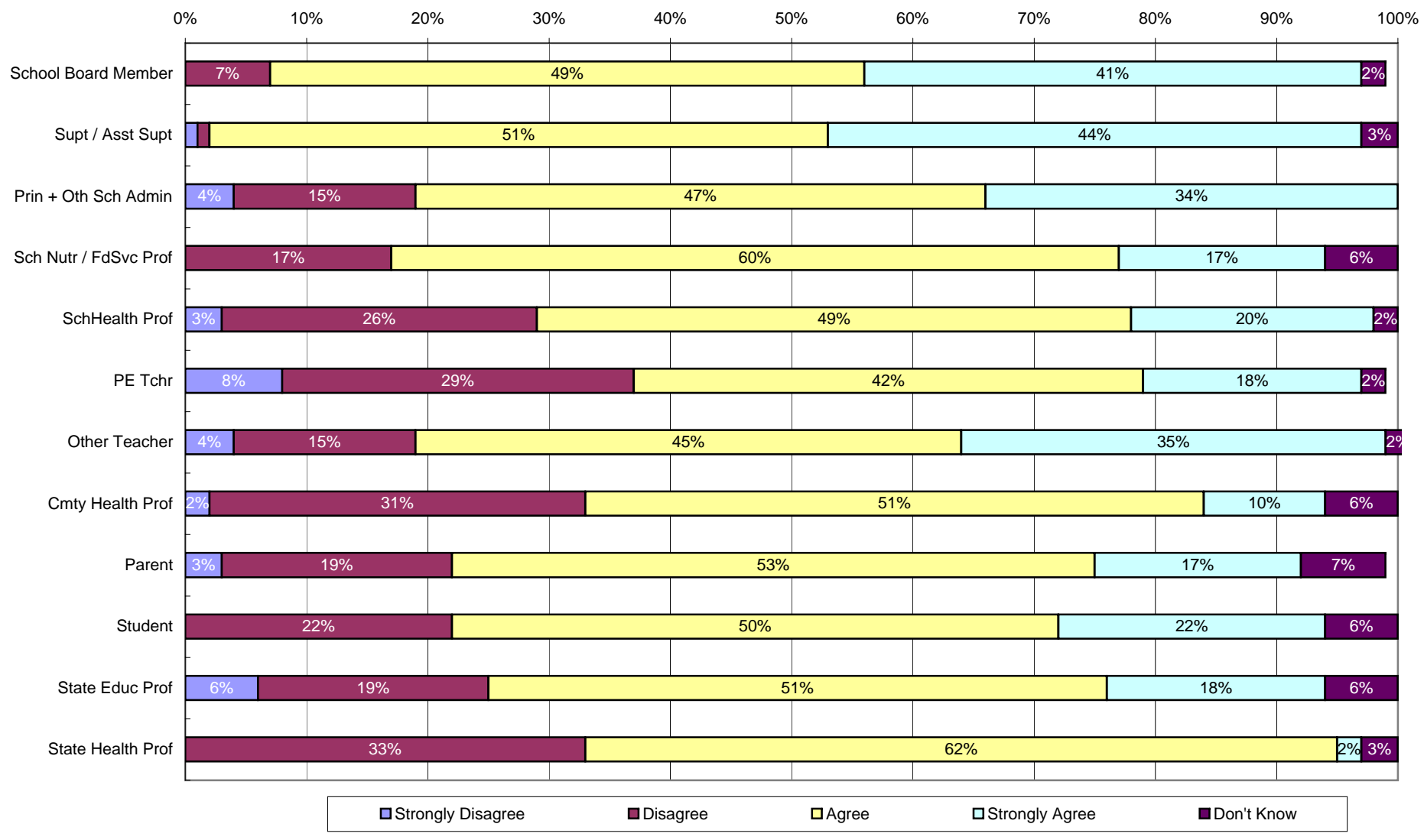
### Most schools effectively engage wellness teams in advancing their local wellness policies



## Most education leaders believe that school wellness efforts contribute to higher academic performance

	Base	School Board Member	Supt / Asst Supt	Prin + Oth Sch Admin	Sch Nutr / FdSvc Prof	Sch Health Prof	PE Tchr	Other Teacher	Cmty Health Prof	Parent	Student	State Educ Prof	State Health Prof
<b>Base</b>	<b>2233</b>	<b>247</b>	<b>111</b>	<b>131</b>	<b>123</b>	<b>215</b>	<b>353</b>	<b>171</b>	<b>175</b>	<b>391</b>	<b>18</b>	<b>68</b>	<b>60</b>
	<b>100%</b>	<b>100%</b>	<b>100%</b>	<b>100%</b>	<b>100%</b>	<b>100%</b>	<b>100%</b>	<b>100%</b>	<b>100%</b>	<b>100%</b>	<b>100%</b>	<b>100%</b>	<b>100%</b>
Strongly Disagree	73	1	1	5	-	6	30	7	3	12	-	4	-
	3%	*	1%	4%	-	3%	8%	4%	2%	3%	-	6%	-
Disagree	442	17	1	19	21	55	102	25	55	76	4	13	20
	20%	7%	1%	15%	17%	26%	29%	15%	31%	19%	22%	19%	33%
Agree	1107	122	57	61	74	106	148	77	89	209	9	35	37
	50%	49%	51%	47%	60%	49%	42%	45%	51%	53%	50%	51%	62%
Strongly Agree	518	101	49	44	21	43	65	59	17	65	4	12	1
	23%	41%	44%	34%	17%	20%	18%	35%	10%	17%	22%	18%	2%
Don't Know	93	6	3	2	7	5	8	3	11	29	1	4	2
	4%	2%	3%	2%	6%	2%	2%	2%	6%	7%	6%	6%	3%

### Most education leaders believe that school wellness efforts contribute to higher academic performance



## **Cross-Tab**

**On pages 49 to 70, responses to the following question are broken out by each stakeholder group:**

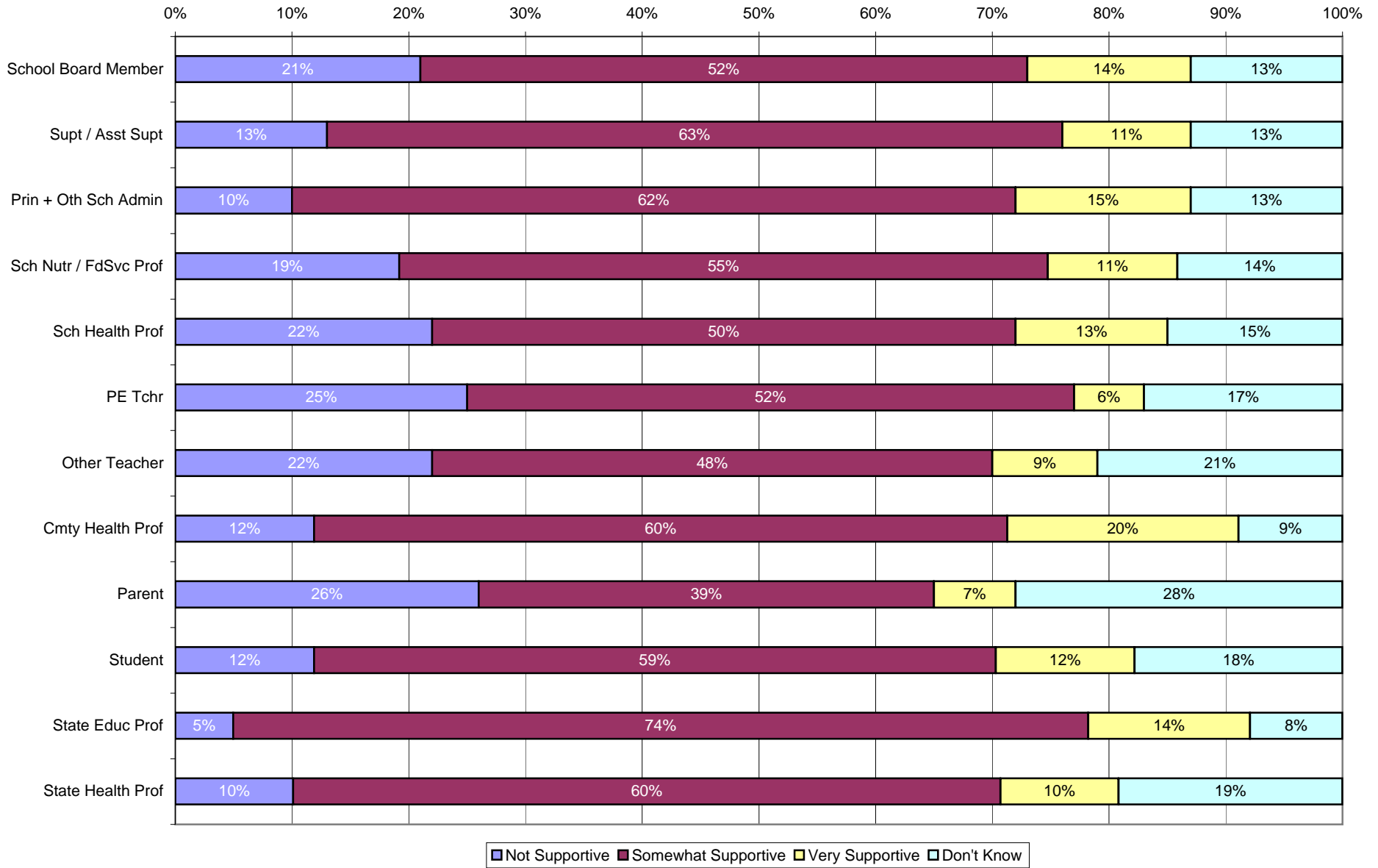
**To what extent are the following stakeholders supporting school wellness?**

- Community leaders
- Business and industry leaders
- School administrators
- School boards
- School teachers
- School nutrition/foodservice professionals
- Health professionals
- PE/physical activity professionals
- Parents and other caregivers
- Students
- Government leaders

## Community leaders supporting the advancement of school wellness

	Base	School Board Member	Supt / Asst Supt	Prin + Oth Sch Admin	Sch Nutr / FdSvc Prof	Sch Health Prof	PE Tchr	Other Teacher	Cmty Health Prof	Parent	Student	State Educ Prof	State Health Prof
Base	2158	234	107	126	118	210	341	166	173	380	17	65	58
	100%	100%	100%	100%	100%	100%	100%	100%	100%	100%	100%	100%	100%
Not Supportive	414	48	14	13	23	47	84	36	20	99	2	3	6
	19%	21%	13%	10%	19%	22%	25%	22%	12%	26%	12%	5%	10%
Somewhat Supportive	1140	122	67	78	65	105	178	80	104	149	10	48	35
	53%	52%	63%	62%	55%	50%	52%	48%	60%	39%	59%	74%	60%
Very Supportive	236	33	12	19	13	27	21	15	34	26	2	9	6
	11%	14%	11%	15%	11%	13%	6%	9%	20%	7%	12%	14%	10%
Don't Know	368	31	14	16	17	31	58	35	15	106	3	5	11
	17%	13%	13%	13%	14%	15%	17%	21%	9%	28%	18%	8%	19%

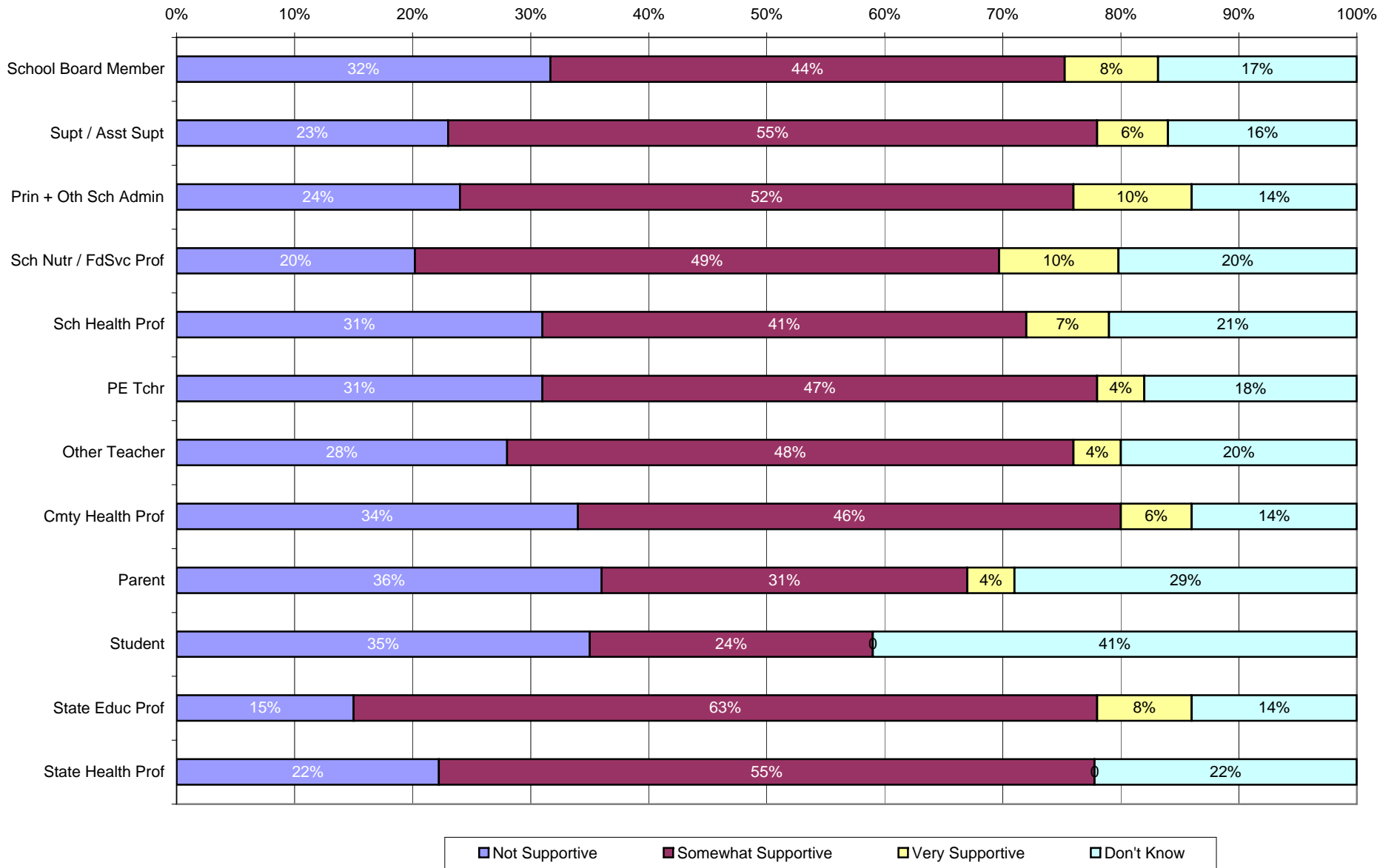
### Community leaders supporting the advancement of school wellness



## Business and industry leaders supporting the advancement of school wellness

	Base	School Board Member	Supt / Asst Supt	Prin + Oth Sch Admin	Sch Nutr / FdSvc Prof	Sch Health Prof	PE Tchr	Other Teacher	Cmty Health Prof	Parent	Student	State Educ Prof	State Health Prof
Base	2158	234	107	126	118	210	341	166	173	380	17	65	58
	100%	100%	100%	100%	100%	100%	100%	100%	100%	100%	100%	100%	100%
Not Supportive	639	75	25	30	24	66	106	46	58	138	6	10	13
	30%	32%	23%	24%	20%	31%	31%	28%	34%	36%	35%	15%	22%
Somewhat Supportive	960	102	59	65	58	86	161	79	79	118	4	41	32
	44%	44%	55%	52%	49%	41%	47%	48%	46%	31%	24%	63%	55%
Very Supportive	121	18	6	13	12	14	14	7	11	14	-	5	-
	6%	8%	6%	10%	10%	7%	4%	4%	6%	4%	-	8%	-
Don't Know	438	39	17	18	24	44	60	34	25	110	7	9	13
	20%	17%	16%	14%	20%	21%	18%	20%	14%	29%	41%	14%	22%

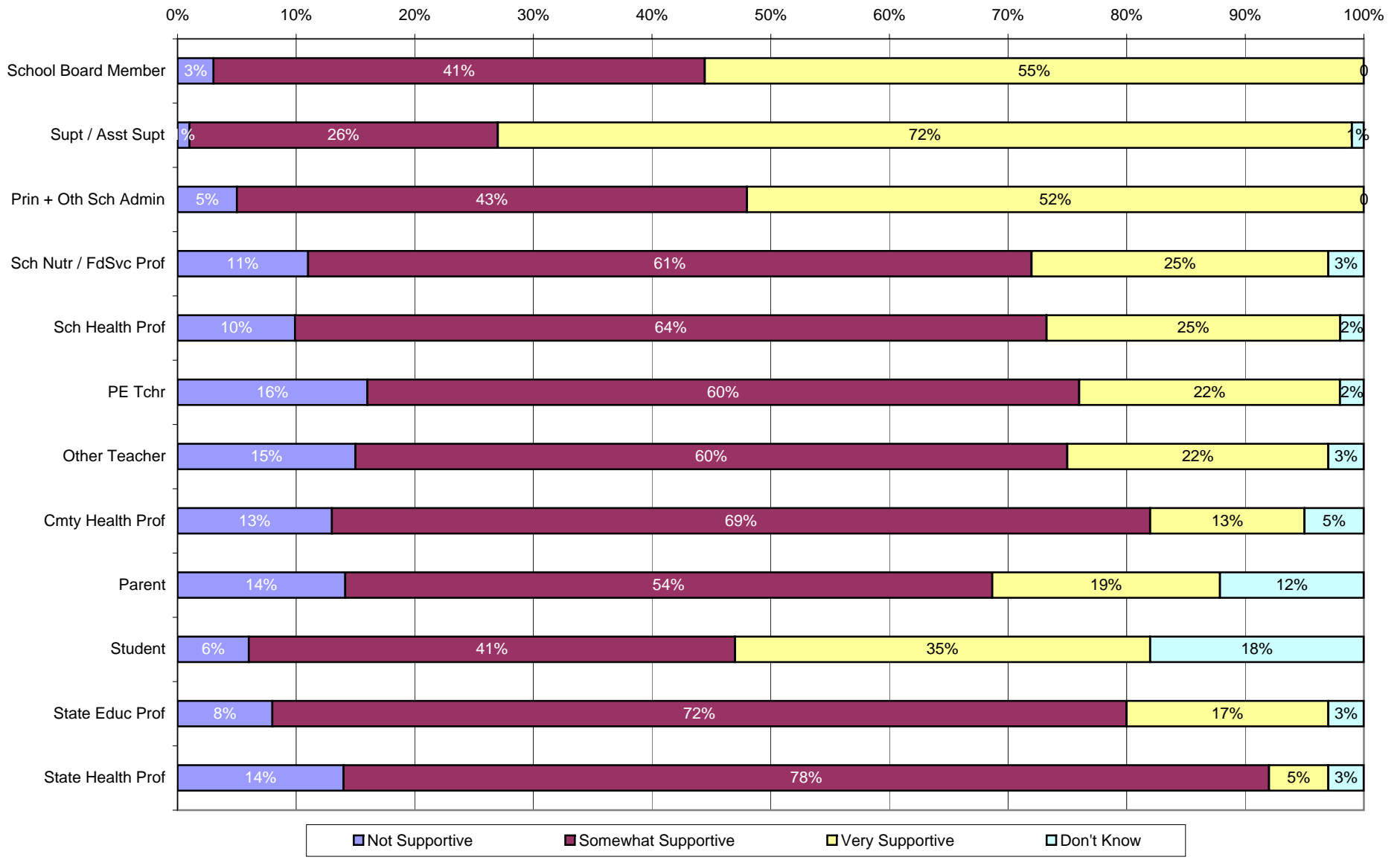
### Business and industry leaders supporting the advancement of school wellness



## School administrators supporting the advancement of school wellness

	Base	School Board Member	Supt / Asst Supt	Prin + Oth Sch Admin	Sch Nutr / FdSvc Prof	Sch Health Prof	PE Tchr	Other Teacher	Cmty Health Prof	Parent	Student	State Educ Prof	State Health Prof
Base	2158	234	107	126	118	210	341	166	173	380	17	65	58
	100%	100%	100%	100%	100%	100%	100%	100%	100%	100%	100%	100%	100%
Not Supportive	239	8	1	6	13	20	53	25	23	55	1	5	8
	11%	3%	1%	5%	11%	10%	16%	15%	13%	14%	6%	8%	14%
Somewhat Supportive	1226	96	28	54	72	134	206	99	119	207	7	47	45
	57%	41%	26%	43%	61%	64%	60%	60%	69%	54%	41%	72%	78%
Very Supportive	598	129	77	66	30	52	74	37	22	71	6	11	3
	28%	55%	72%	52%	25%	25%	22%	22%	13%	19%	35%	17%	5%
Don't Know	95	1	1	-	3	4	8	5	9	47	3	2	2
	4%	*	1%	-	3%	2%	2%	3%	5%	12%	18%	3%	3%

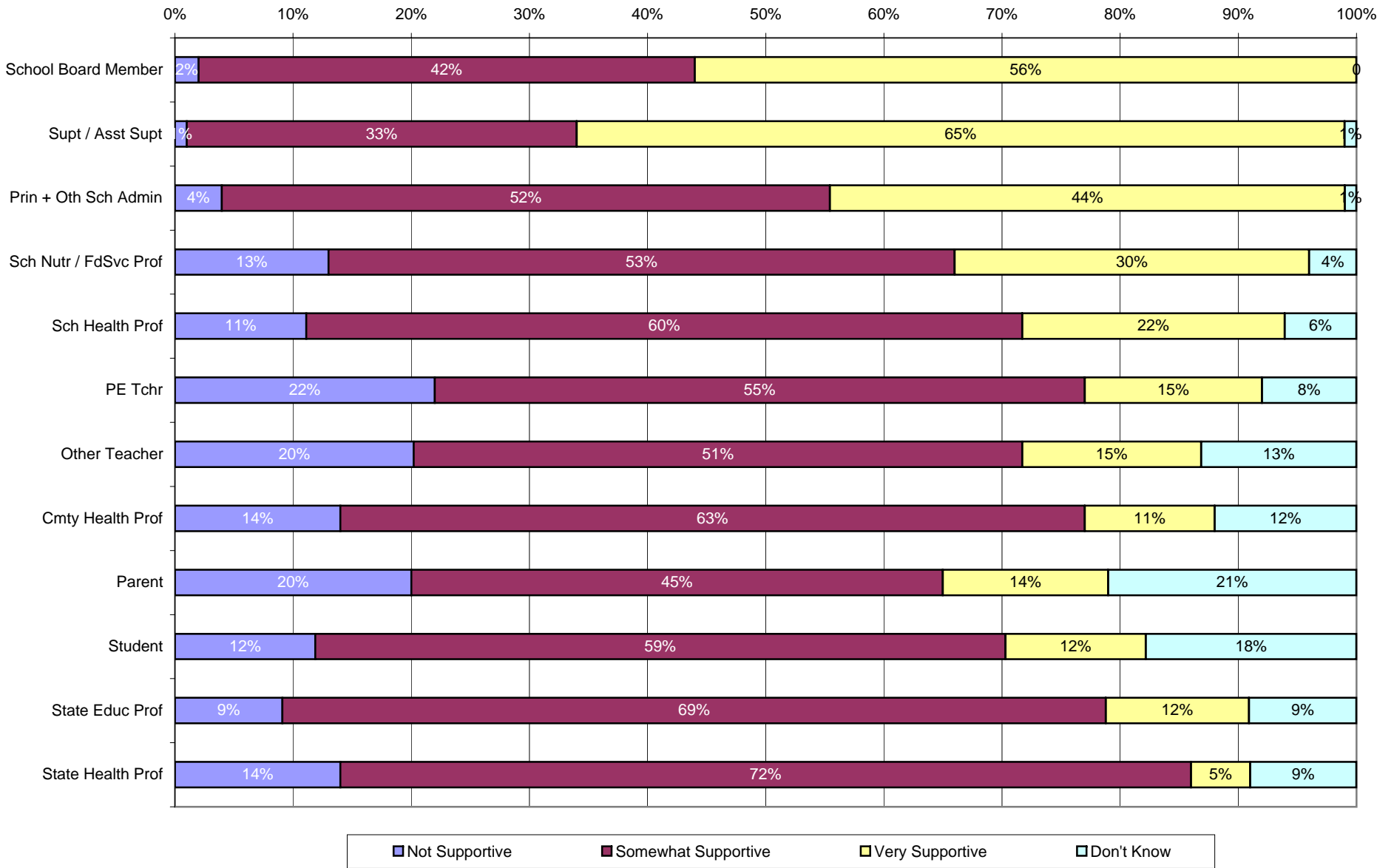
### School administrators supporting the advancement of school wellness



## School board members supporting the advancement of school wellness

	Base	School Board Member	Supt / Asst Supt	Prin + Oth Sch Admin	Sch Nutr / FdSvc Prof	Sch Health Prof	PE Tchr	Other Teacher	Cmty Health Prof	Parent	Student	State Educ Prof	State Health Prof
Base	2158	234	107	126	118	210	341	166	173	380	17	65	58
	100%	100%	100%	100%	100%	100%	100%	100%	100%	100%	100%	100%	100%
Not Supportive	304	4	1	5	15	24	75	34	24	75	2	6	8
	14%	2%	1%	4%	13%	11%	22%	20%	14%	20%	12%	9%	14%
Somewhat Supportive	1127	98	35	65	63	127	187	85	109	170	10	45	42
	52%	42%	33%	52%	53%	60%	55%	51%	63%	45%	59%	69%	72%
Very Supportive	515	131	70	55	35	47	52	25	19	54	2	8	3
	24%	56%	65%	44%	30%	22%	15%	15%	11%	14%	12%	12%	5%
Don't Know	212	1	1	1	5	12	27	22	21	81	3	6	5
	10%	*	1%	1%	4%	6%	8%	13%	12%	21%	18%	9%	9%

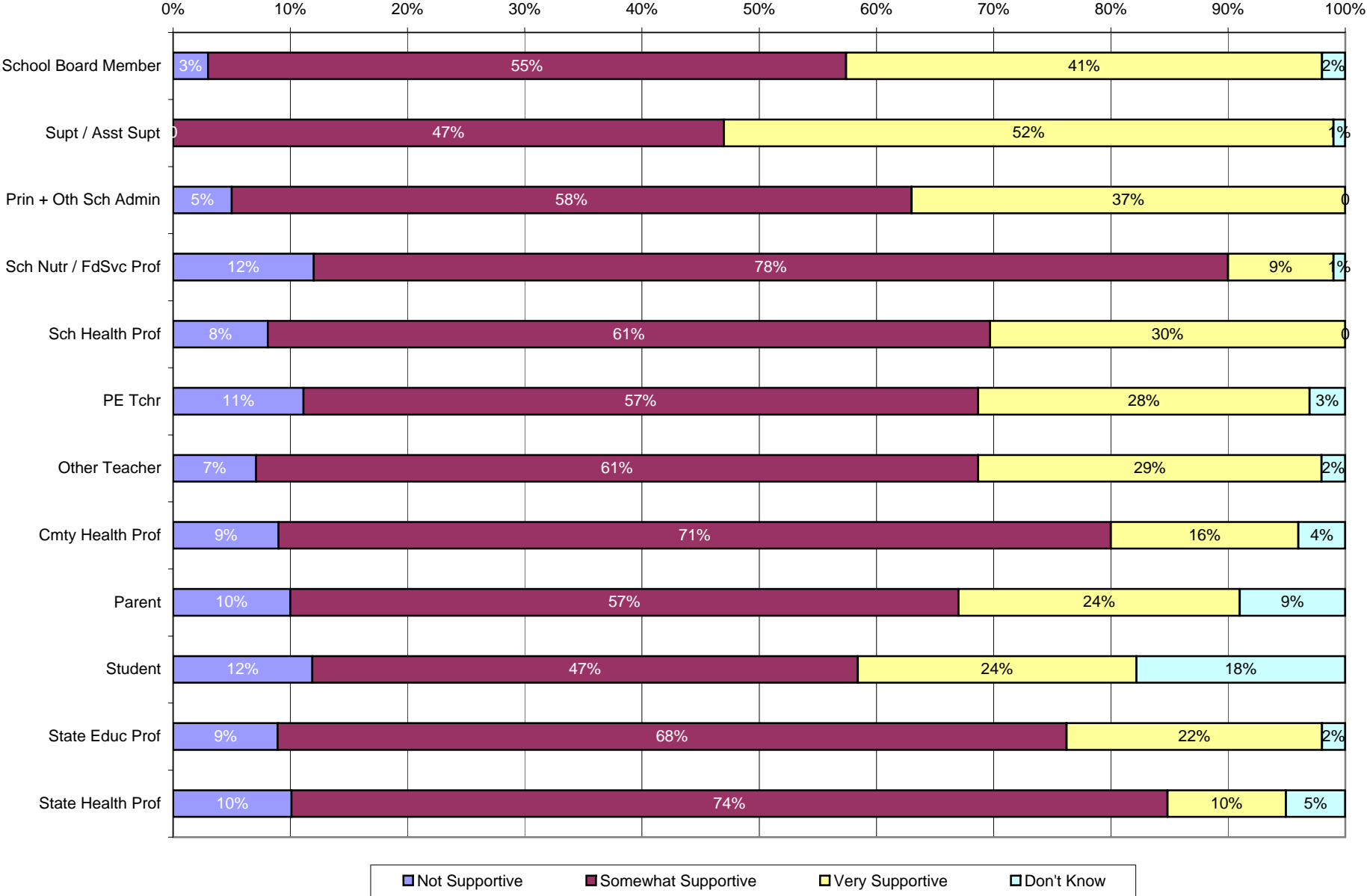
### School board members supporting the advancement of school wellness



## School teachers supporting the advancement of school wellness

	Base	School Board Member	Supt / Asst Supt	Prin + Oth Sch Admin	Sch Nutr / FdSvc Prof	Sch Health Prof	PE Tchr	Other Teacher	Cmty Health Prof	Parent	Student	State Educ Prof	State Health Prof
Base	2158	234	107	126	118	210	341	166	173	380	17	65	58
	100%	100%	100%	100%	100%	100%	100%	100%	100%	100%	100%	100%	100%
Not Supportive	166	6	-	6	14	16	39	12	15	38	2	6	6
	8%	3%	-	5%	12%	8%	11%	7%	9%	10%	12%	9%	10%
Somewhat Supportive	1317	128	50	73	92	129	196	102	123	217	8	44	43
	61%	55%	47%	58%	78%	61%	57%	61%	71%	57%	47%	68%	74%
Very Supportive	596	95	56	47	11	64	97	48	28	92	4	14	6
	28%	41%	52%	37%	9%	30%	28%	29%	16%	24%	24%	22%	10%
Don't Know	79	5	1	-	1	1	9	4	7	33	3	1	3
	4%	2%	1%	-	1%	*	3%	2%	4%	9%	18%	2%	5%

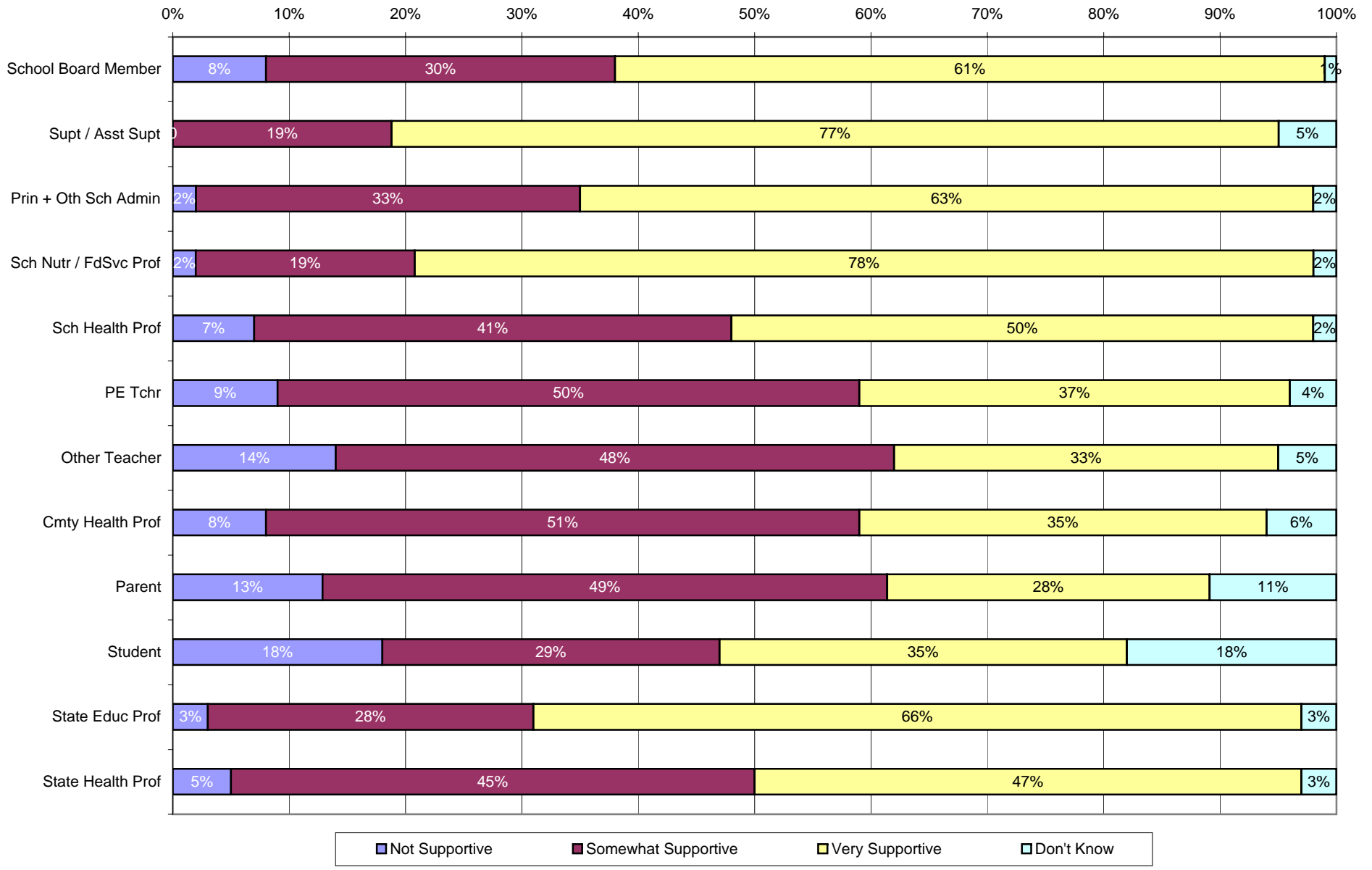
### School teachers supporting the advancement of school wellness



## School nutrition/food service professionals supporting the advancement of school wellness

	Base	School Board Member	Supt / Asst Supt	Prin + Oth Sch Admin	Sch Nutr / FdSvc Prof	Sch Health Prof	PE Tchr	Other Teacher	Cmty Health Prof	Parent	Student	State Educ Prof	State Health Prof
Base	2158	234	107	126	118	210	341	166	173	380	17	65	58
	100%	100%	100%	100%	100%	100%	100%	100%	100%	100%	100%	100%	100%
Not Supportive	174	18	-	3	2	15	31	24	14	48	3	2	3
	8%	8%	-	2%	2%	7%	9%	14%	8%	13%	18%	3%	5%
Somewhat Supportive	881	70	20	41	22	87	169	79	89	185	5	18	26
	41%	30%	19%	33%	19%	41%	50%	48%	51%	49%	29%	28%	45%
Very Supportive	993	143	82	80	92	104	127	54	60	106	6	43	27
	46%	61%	77%	63%	78%	50%	37%	33%	35%	28%	35%	66%	47%
Don't Know	110	3	5	2	2	4	14	9	10	41	3	2	2
	5%	1%	5%	2%	2%	2%	4%	5%	6%	11%	18%	3%	3%

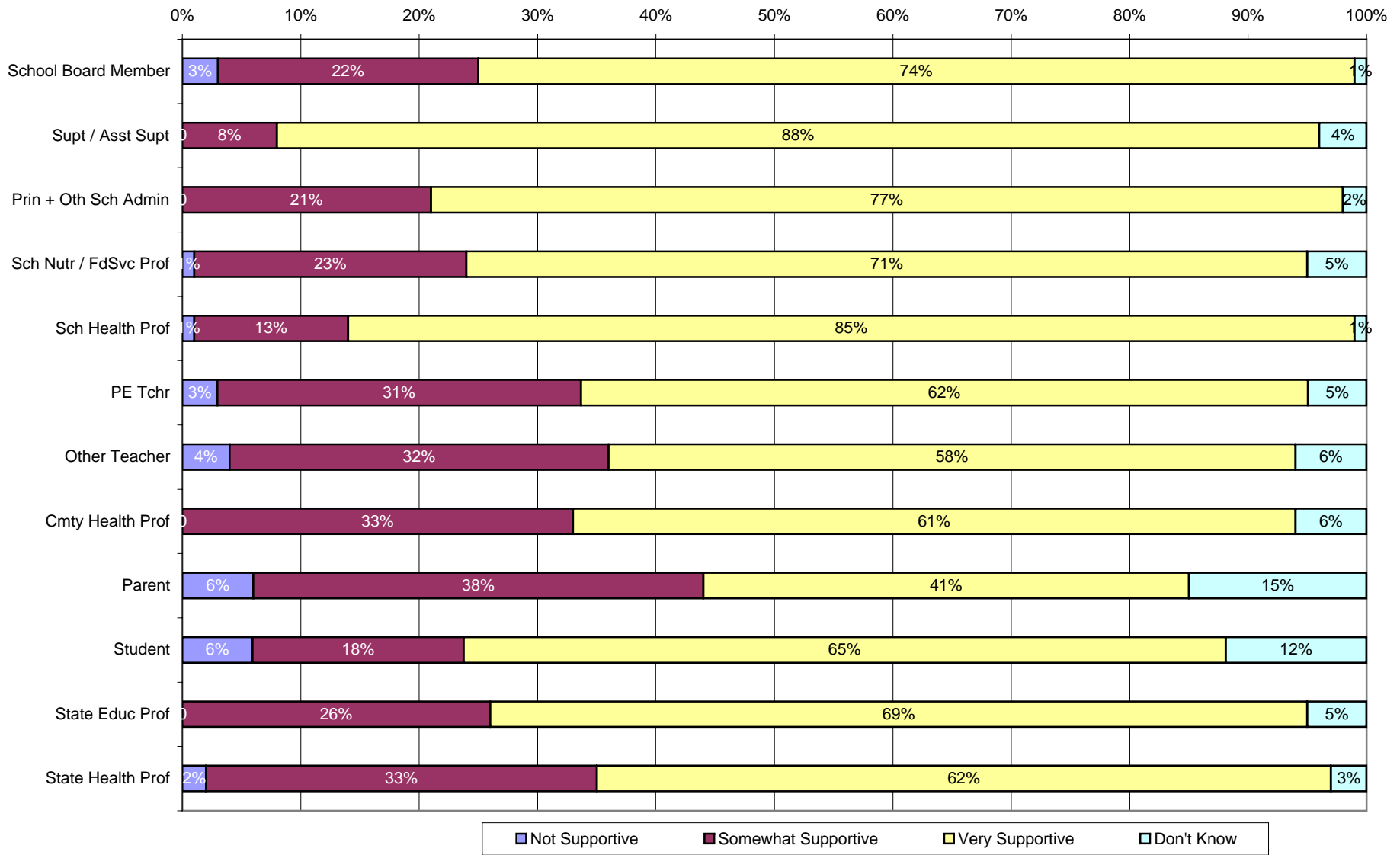
### School nutrition/food service professionals supporting the advancement of school wellness



## School health professionals supporting the advancement of school wellness

	Base	School Board Member	Supt / Asst Supt	Prin + Oth Sch Admin	Sch Nutr / FdSvc Prof	Sch Health Prof	PE Tchr	Other Teacher	Cmty Health Prof	Parent	Student	State Educ Prof	State Health Prof
Base	2158	234	107	126	118	210	341	166	173	380	17	65	58
	100%	100%	100%	100%	100%	100%	100%	100%	100%	100%	100%	100%	100%
Not Supportive	51	6	-	-	1	2	9	7	-	21	1	-	1
	2%	3%	-	-	1%	1%	3%	4%	-	6%	6%	-	2%
Somewhat Supportive	583	52	9	27	27	28	105	53	57	145	3	17	19
	27%	22%	8%	21%	23%	13%	31%	32%	33%	38%	18%	26%	33%
Very Supportive	1394	174	94	97	84	178	211	96	106	156	11	45	36
	65%	74%	88%	77%	71%	85%	62%	58%	61%	41%	65%	69%	62%
Don't Know	130	2	4	2	6	2	16	10	10	58	2	3	2
	6%	1%	4%	2%	5%	1%	5%	6%	6%	15%	12%	5%	3%

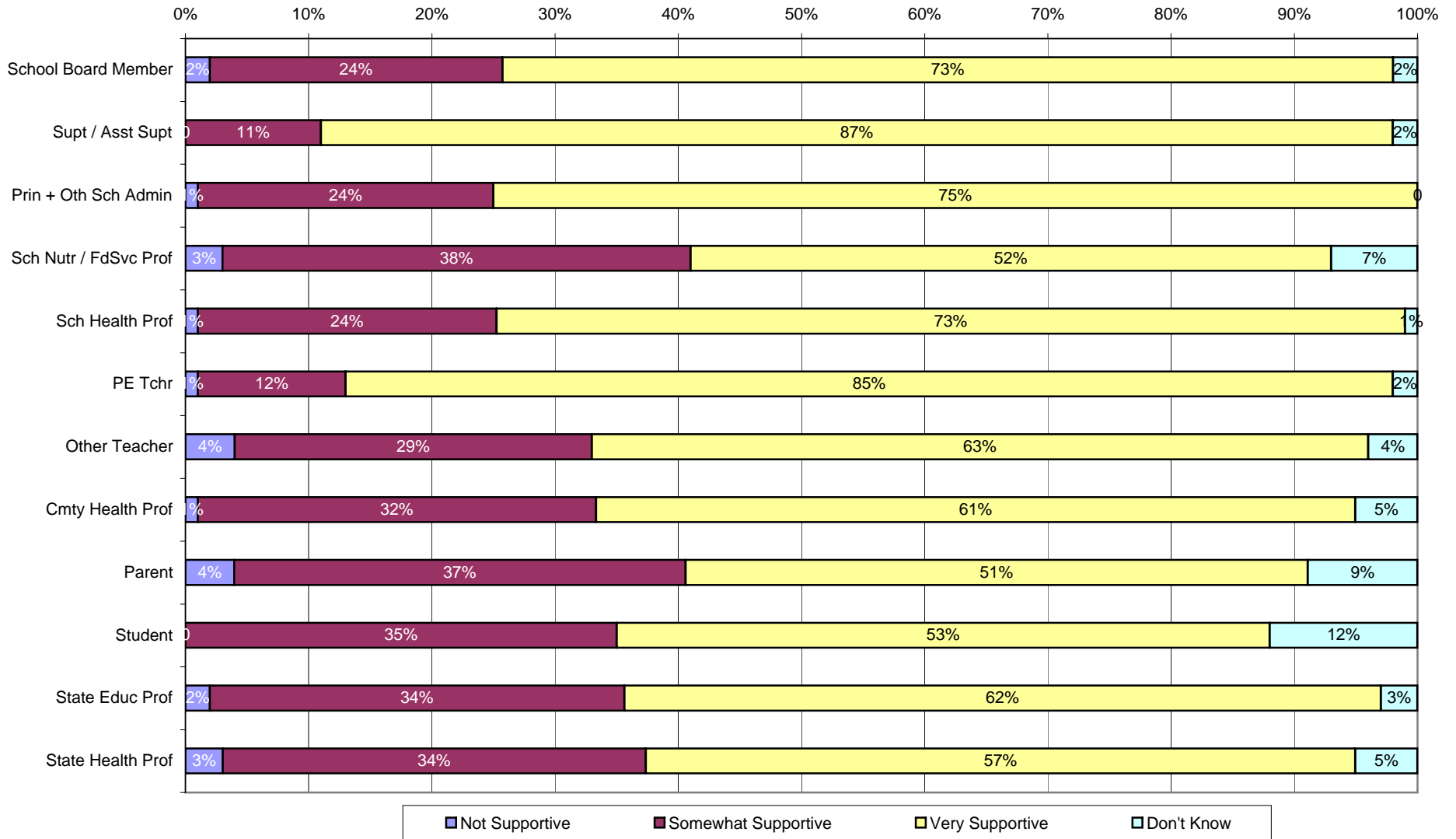
### School health professionals supporting the advancement of school wellness



## PE/physical activity professionals supporting the advancement of school wellness

	Base	School Board Member	Supt / Asst Supt	Prin + Oth Sch Admin	Sch Nutr / FdSvc Prof	Sch Health Prof	PE Tchr	Other Teacher	Cmty Health Prof	Parent	Student	State Educ Prof	State Health Prof
Base	2158	234	107	126	118	210	341	166	173	380	17	65	58
	100%	100%	100%	100%	100%	100%	100%	100%	100%	100%	100%	100%	100%
Not Supportive	46	5	-	1	4	3	2	7	2	15	-	1	2
	2%	2%	-	1%	3%	1%	1%	4%	1%	4%	-	2%	3%
Somewhat Supportive	577	55	12	30	45	51	42	48	56	140	6	22	20
	27%	24%	11%	24%	38%	24%	12%	29%	32%	37%	35%	34%	34%
Very Supportive	1444	170	93	95	61	153	289	104	106	192	9	40	33
	67%	73%	87%	75%	52%	73%	85%	63%	61%	51%	53%	62%	57%
Don't Know	91	4	2	-	8	3	8	7	9	33	2	2	3
	4%	2%	2%	-	7%	1%	2%	4%	5%	9%	12%	3%	5%

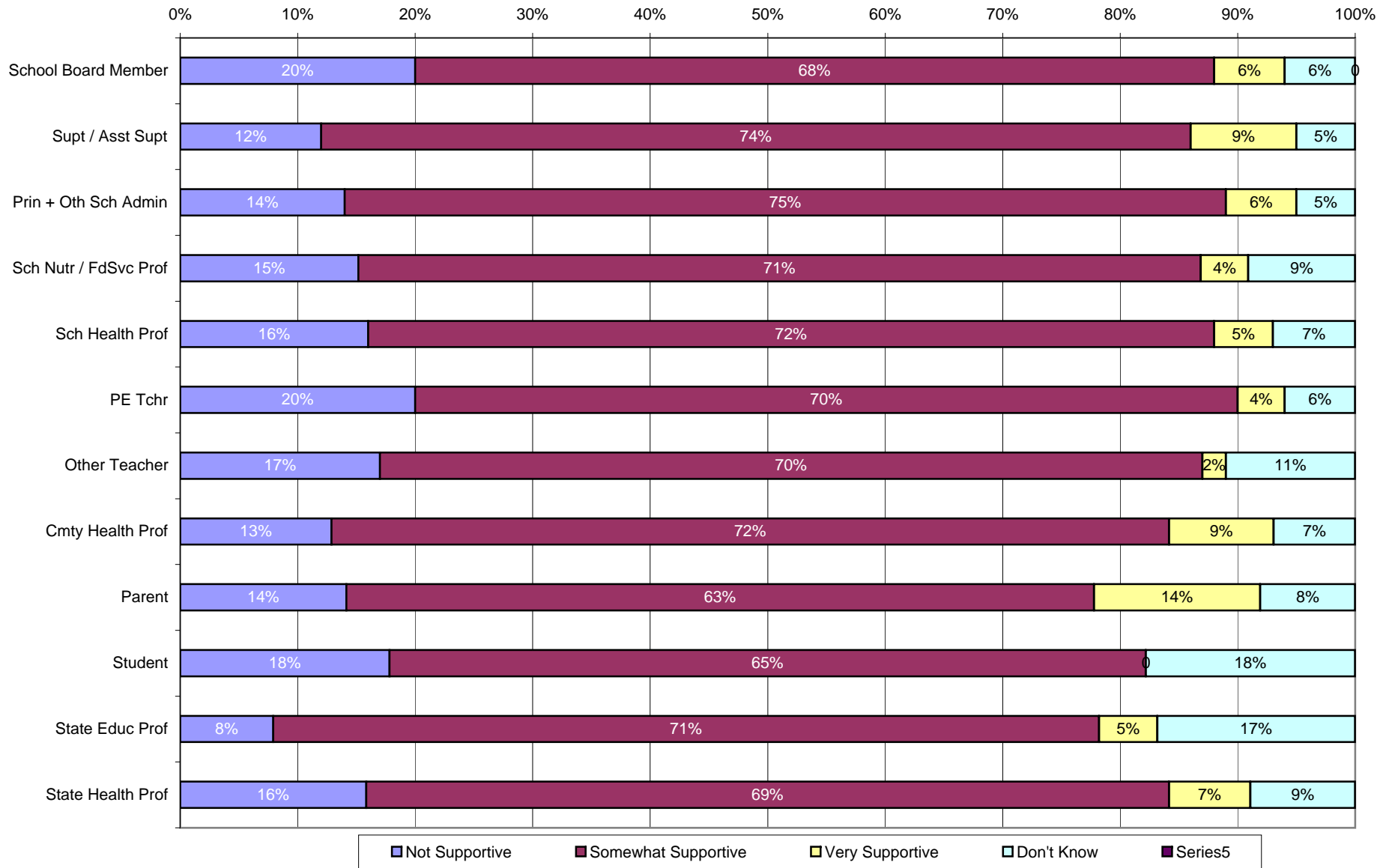
### PE/physical activity professionals supporting the advancement of school wellness



## Parents and other caregivers supporting the advancement of school wellness

	Base	School Board Member	Supt / Asst Supt	Prin + Oth Sch Admin	Sch Nutr / FdSvc Prof	Sch Health Prof	PE Tchr	Other Teacher	Cmty Health Prof	Parent	Student	State Educ Prof	State Health Prof
Base	2158	234	107	126	118	210	341	166	173	380	17	65	58
	100%	100%	100%	100%	100%	100%	100%	100%	100%	100%	100%	100%	100%
Not Supportive	337	46	13	18	18	33	67	28	22	54	3	5	9
	16%	20%	12%	14%	15%	16%	20%	17%	13%	14%	18%	8%	16%
Somewhat Supportive	1491	160	79	95	84	152	237	116	124	240	11	46	40
	69%	68%	74%	75%	71%	72%	70%	70%	72%	63%	65%	71%	69%
Very Supportive	149	13	10	7	5	11	15	4	15	55	-	3	4
	7%	6%	9%	6%	4%	5%	4%	2%	9%	14%	-	5%	7%
Don't Know	181	15	5	6	11	14	22	18	12	31	3	11	5
	8%	6%	5%	5%	9%	7%	6%	11%	7%	8%	18%	17%	9%

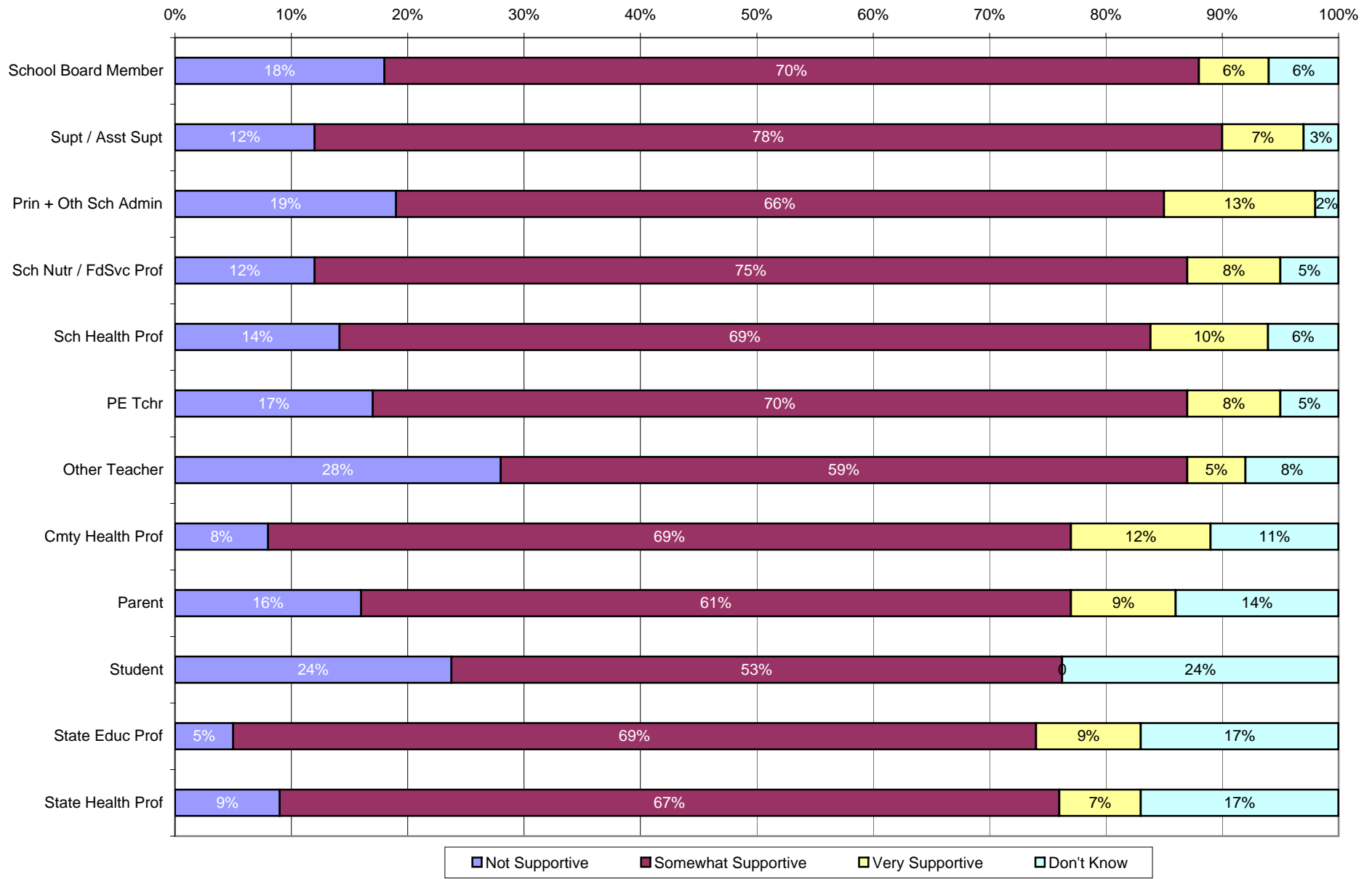
### Parents and other caregivers supporting the advancement of school wellness



## Students supporting the advancement of school wellness

	Base	School Board Member	Supt / Asst Supt	Prin + Oth Sch Admin	Sch Nutr / FdSvc Prof	Sch Health Prof	PE Tchr	Other Teacher	Cmty Health Prof	Parent	Student	State Educ Prof	State Health Prof
Base	2158	234	107	126	118	210	341	166	173	380	17	65	58
	100%	100%	100%	100%	100%	100%	100%	100%	100%	100%	100%	100%	100%
Not Supportive	348	41	13	24	14	30	57	47	14	61	4	3	5
	16%	18%	12%	19%	12%	14%	17%	28%	8%	16%	24%	5%	9%
Somewhat Supportive	1436	163	83	83	88	145	239	98	120	232	9	45	39
	67%	70%	78%	66%	75%	69%	70%	59%	69%	61%	53%	69%	67%
Very Supportive	187	15	8	17	10	22	28	8	20	34	-	6	4
	9%	6%	7%	13%	8%	10%	8%	5%	12%	9%	-	9%	7%
Don't Know	187	15	3	2	6	13	17	13	19	53	4	11	10
	9%	6%	3%	2%	5%	6%	5%	8%	11%	14%	24%	17%	17%

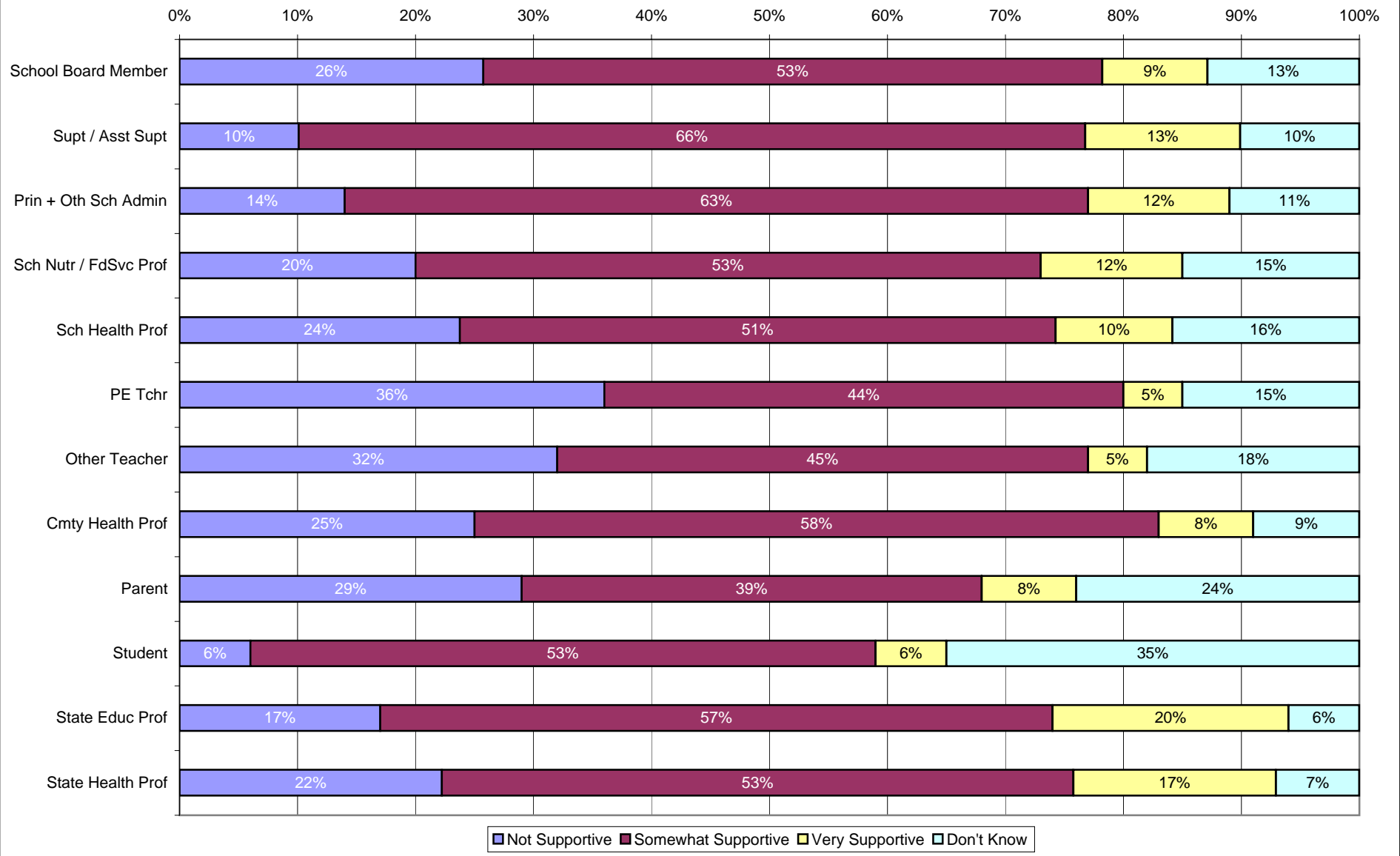
### Students supporting the advancement of school wellness



## Government leaders supporting the advancement of school wellness

	Base	School Board Member	Supt / Asst Supt	Prin + Oth Sch Admin	Sch Nutr / FdSvc Prof	Sch Health Prof	PE Tchr	Other Teacher	Cmty Health Prof	Parent	Student	State Educ Prof	State Health Prof
Base	<b>2158</b>	<b>234</b>	<b>107</b>	<b>126</b>	<b>118</b>	<b>210</b>	<b>341</b>	<b>166</b>	<b>173</b>	<b>380</b>	<b>17</b>	<b>65</b>	<b>58</b>
	<b>100%</b>	<b>100%</b>	<b>100%</b>	<b>100%</b>	<b>100%</b>	<b>100%</b>	<b>100%</b>	<b>100%</b>	<b>100%</b>	<b>100%</b>	<b>100%</b>	<b>100%</b>	<b>100%</b>
Not Supportive	<b>552</b>	60	11	18	24	50	122	53	44	111	1	11	13
	<b>26%</b>	26%	10%	14%	20%	24%	36%	32%	25%	29%	6%	17%	22%
Somewhat Supportive	<b>1076</b>	123	71	79	62	107	151	75	100	147	9	37	31
	<b>50%</b>	53%	66%	63%	53%	51%	44%	45%	58%	39%	53%	57%	53%
Very Supportive	<b>192</b>	21	14	15	14	20	17	8	13	29	1	13	10
	<b>9%</b>	9%	13%	12%	12%	10%	5%	5%	8%	8%	6%	20%	17%
Don't Know	<b>338</b>	30	11	14	18	33	51	30	16	93	6	4	4
	<b>16%</b>	13%	10%	11%	15%	16%	15%	18%	9%	24%	35%	6%	7%

### Government leaders supporting the advancement of school wellness



## Cross-Tab

On pages 72 to 89, responses to the following question are broken out by stakeholder group:

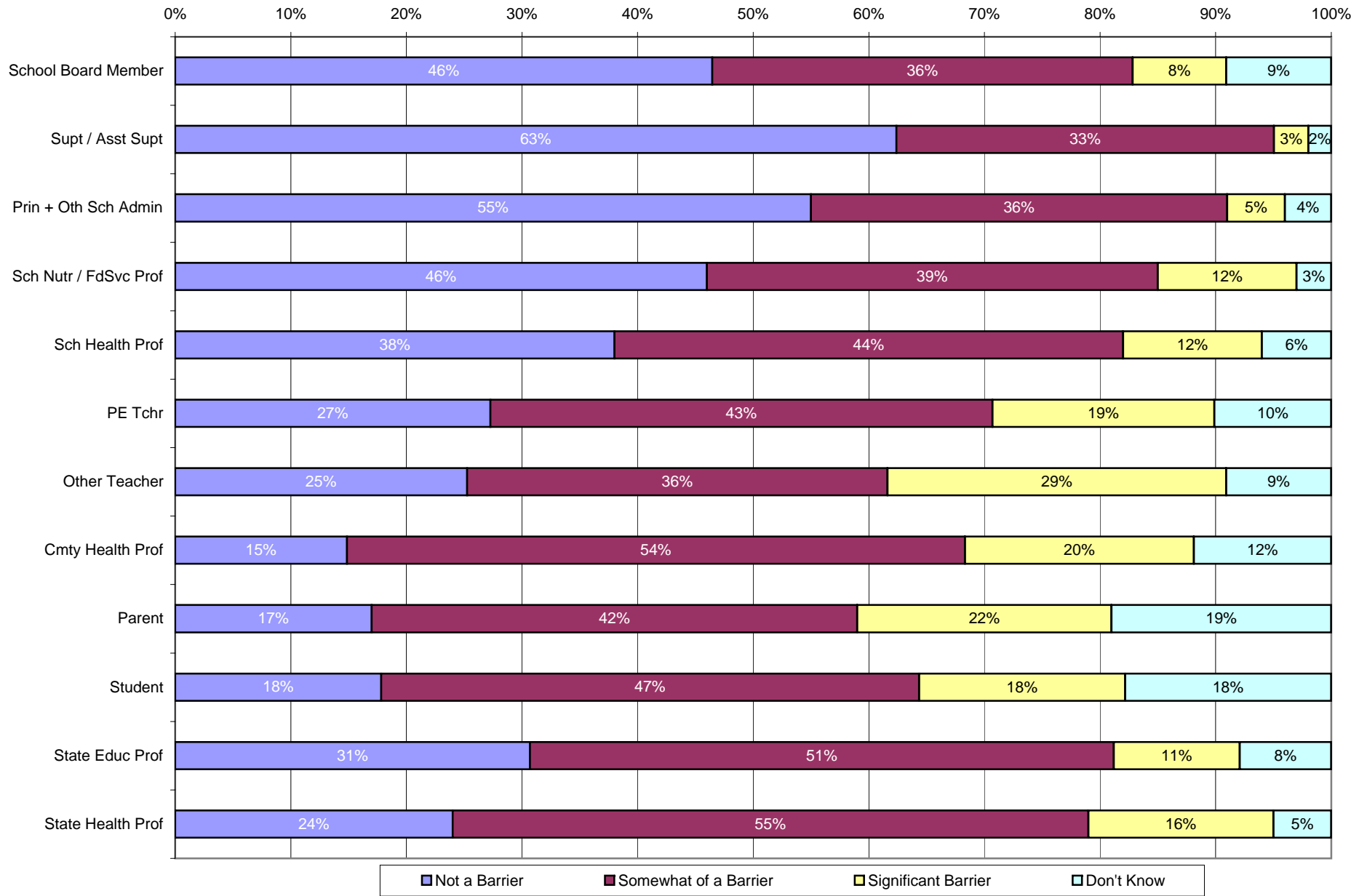
**In general, to what degree are the items below a barrier to school wellness?**

- Quality of existing school wellness policies
- Implementation of existing school wellness policies
- Resources available to implement school wellness policies
- Tracking and monitoring of policy implementation
- Competition from other school priorities
- Lack of time in school day
- Inadequate tools and “know-how”
- Lack of effective evidence-based interventions
- Other significant barrier

## Barrier to school wellness -- Quality of existing school wellness policies

	Base	School Board Member	Supt / Asst Supt	Prin + Oth Sch Admin	Sch Nutr / FdSvc Prof	Sch Health Prof	PE Tchr	Other Teacher	Cmty Health Prof	Parent	Student	State Educ Prof	State Health Prof
Base	2115	228	104	125	118	205	334	161	171	369	17	65	58
	100%	100%	100%	100%	100%	100%	100%	100%	100%	100%	100%	100%	100%
Not a Barrier	672	106	65	69	54	78	90	41	25	64	3	20	14
	32%	46%	63%	55%	46%	38%	27%	25%	15%	17%	18%	31%	24%
Somewhat of a Barrier	890	83	34	45	46	90	145	58	92	155	8	33	32
	42%	36%	33%	36%	39%	44%	43%	36%	54%	42%	47%	51%	55%
Significant Barrier	340	18	3	6	14	25	64	47	34	81	3	7	9
	16%	8%	3%	5%	12%	12%	19%	29%	20%	22%	18%	11%	16%
Don't Know	213	21	2	5	4	12	35	15	20	69	3	5	3
	10%	9%	2%	4%	3%	6%	10%	9%	12%	19%	18%	8%	5%

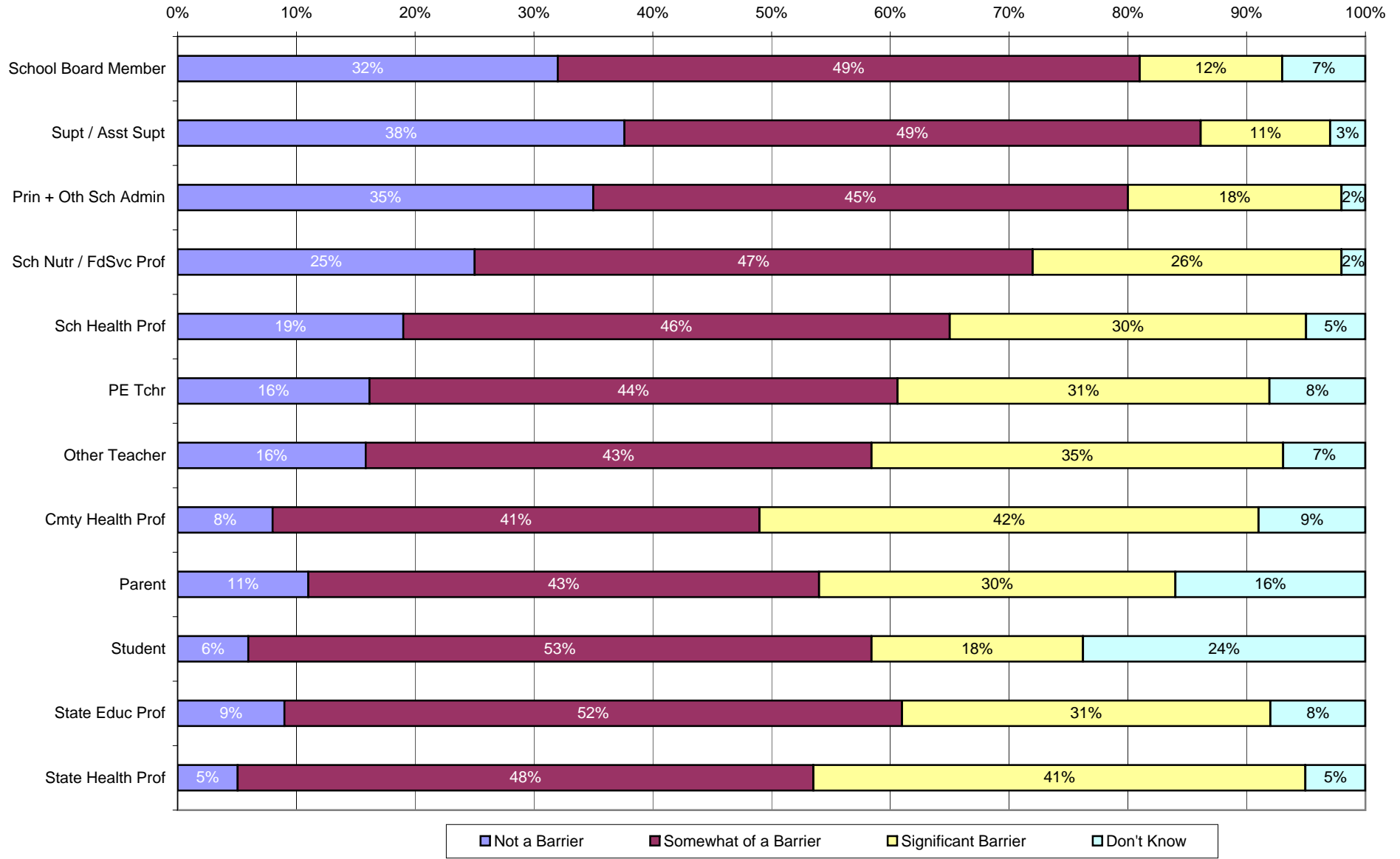
### Quality of existing school wellness policies – Barrier to school wellness



## Barrier to school wellness -- Implementation of existing school wellness policies

	Base	School Board Member	Supt / Asst Supt	Prin + Oth Sch Admin	Sch Nutr / FdSvc Prof	Sch Health Prof	PE Tchr	Other Teacher	Cmty Health Prof	Parent	Student	State Educ Prof	State Health Prof
Base	2115	228	104	125	118	205	334	161	171	369	17	65	58
	100%	100%	100%	100%	100%	100%	100%	100%	100%	100%	100%	100%	100%
Not a Barrier	384	74	39	44	29	38	55	25	14	41	1	6	3
	18%	32%	38%	35%	25%	19%	16%	16%	8%	11%	6%	9%	5%
Somewhat of a Barrier	955	111	51	56	56	95	147	69	70	158	9	34	28
	45%	49%	49%	45%	47%	46%	44%	43%	41%	43%	53%	52%	48%
Significant Barrier	602	27	11	22	31	61	105	56	72	110	3	20	24
	28%	12%	11%	18%	26%	30%	31%	35%	42%	30%	18%	31%	41%
Don't Know	174	16	3	3	2	11	27	11	15	60	4	5	3
	8%	7%	3%	2%	2%	5%	8%	7%	9%	16%	24%	8%	5%

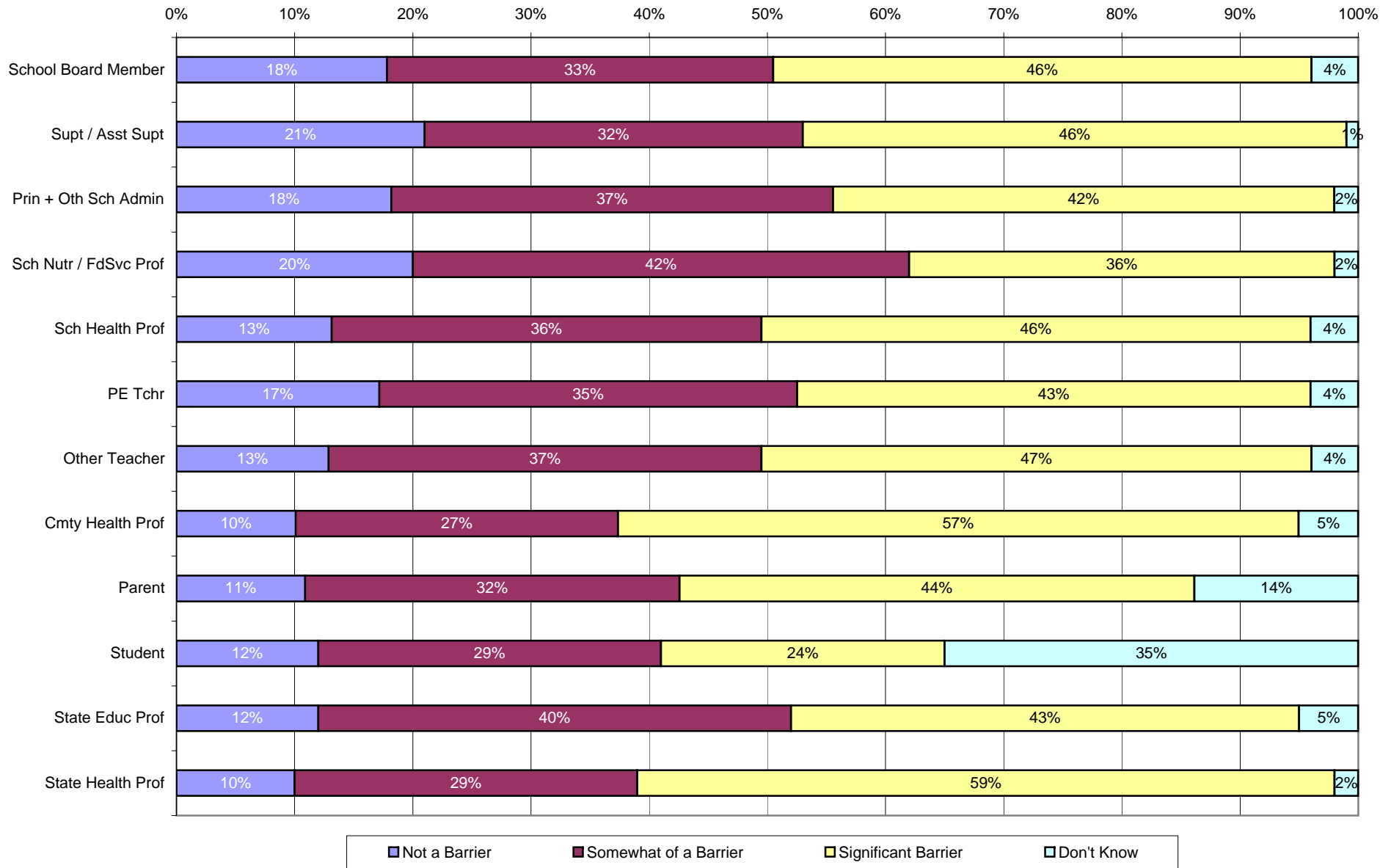
### Implementation of existing school wellness policies– Barrier to school wellness



## Barrier to school wellness -- Resources available to implement school wellness policies

	Base	School Board Member	Supt / Asst Supt	Prin + Oth Sch Admin	Sch Nutr / FdSvc Prof	Sch Health Prof	PE Tchr	Other Teacher	Cmty Health Prof	Parent	Student	State Educ Prof	State Health Prof
Base	2115	228	104	125	118	205	334	161	171	369	17	65	58
	100%	100%	100%	100%	100%	100%	100%	100%	100%	100%	100%	100%	100%
Not a Barrier	299	40	22	23	24	27	57	21	17	39	2	8	6
	14%	18%	21%	18%	20%	13%	17%	13%	10%	11%	12%	12%	10%
Somewhat of a Barrier	714	75	33	46	49	74	118	59	47	119	5	26	17
	34%	33%	32%	37%	42%	36%	35%	37%	27%	32%	29%	40%	29%
Significant Barrier	978	104	48	53	43	95	144	75	98	161	4	28	34
	46%	46%	46%	42%	36%	46%	43%	47%	57%	44%	24%	43%	59%
Don't Know	124	9	1	3	2	9	15	6	9	50	6	3	1
	6%	4%	1%	2%	2%	4%	4%	4%	5%	14%	35%	5%	2%

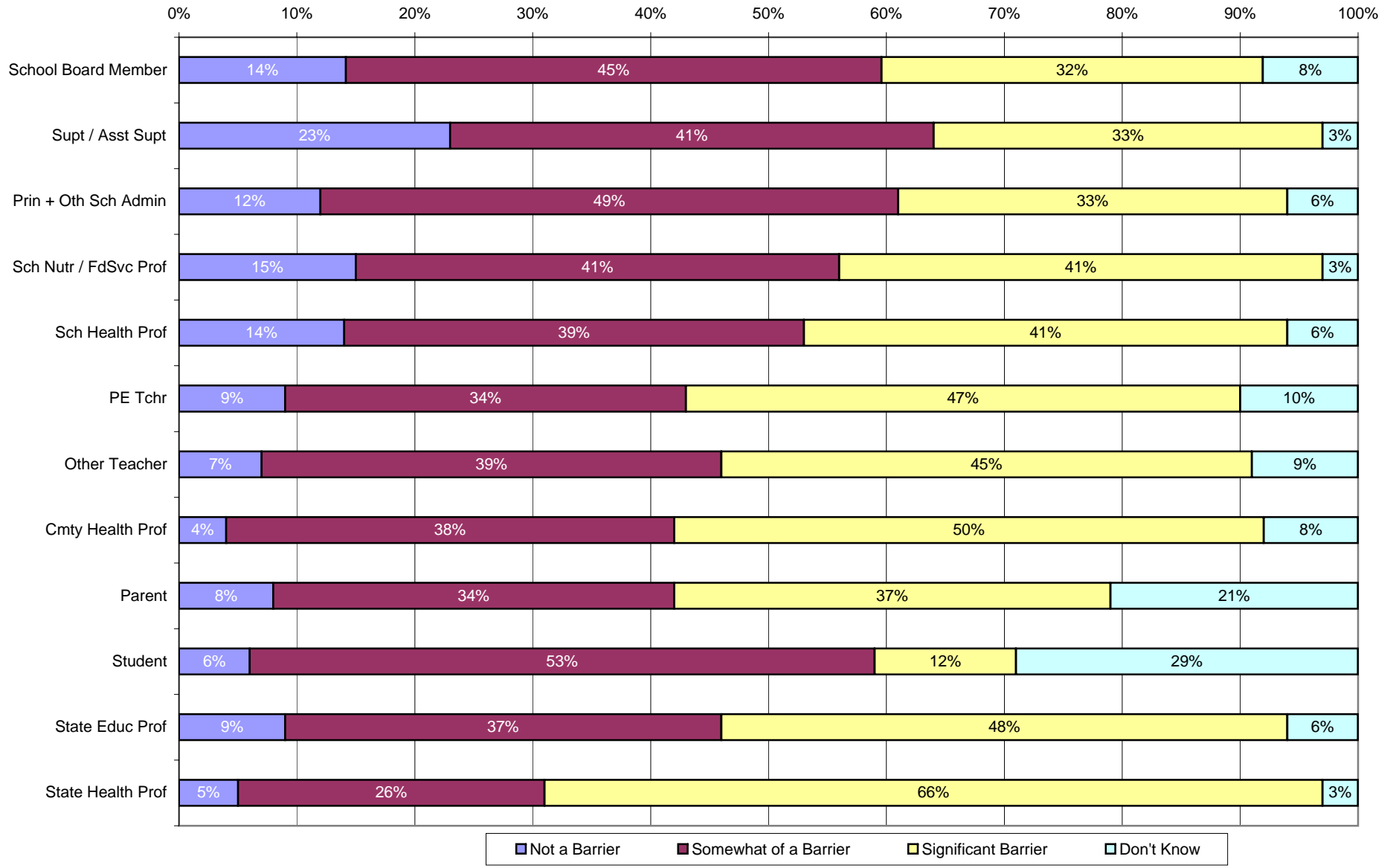
### Resources available to implement school wellness policies– Barrier to school wellness



## Barrier to school wellness -- Tracking and monitoring of policy implementation

	Base	School Board Member	Supt / Asst Supt	Prin + Oth Sch Admin	Sch Nutr / FdSvc Prof	Sch Health Prof	PE Tchr	Other Teacher	Cmty Health Prof	Parent	Student	State Educ Prof	State Health Prof
Base	2115	228	104	125	118	205	334	161	171	369	17	65	58
	100%	100%	100%	100%	100%	100%	100%	100%	100%	100%	100%	100%	100%
Not a Barrier	219	33	24	15	18	28	31	12	6	30	1	6	3
	10%	14%	23%	12%	15%	14%	9%	7%	4%	8%	6%	9%	5%
Somewhat of a Barrier	800	102	43	61	48	80	112	62	65	124	9	24	15
	38%	45%	41%	49%	41%	39%	34%	39%	38%	34%	53%	37%	26%
Significant Barrier	884	74	34	41	48	84	156	72	86	137	2	31	38
	42%	32%	33%	33%	41%	41%	47%	45%	50%	37%	12%	48%	66%
Don't Know	212	19	3	8	4	13	35	15	14	78	5	4	2
	10%	8%	3%	6%	3%	6%	10%	9%	8%	21%	29%	6%	3%

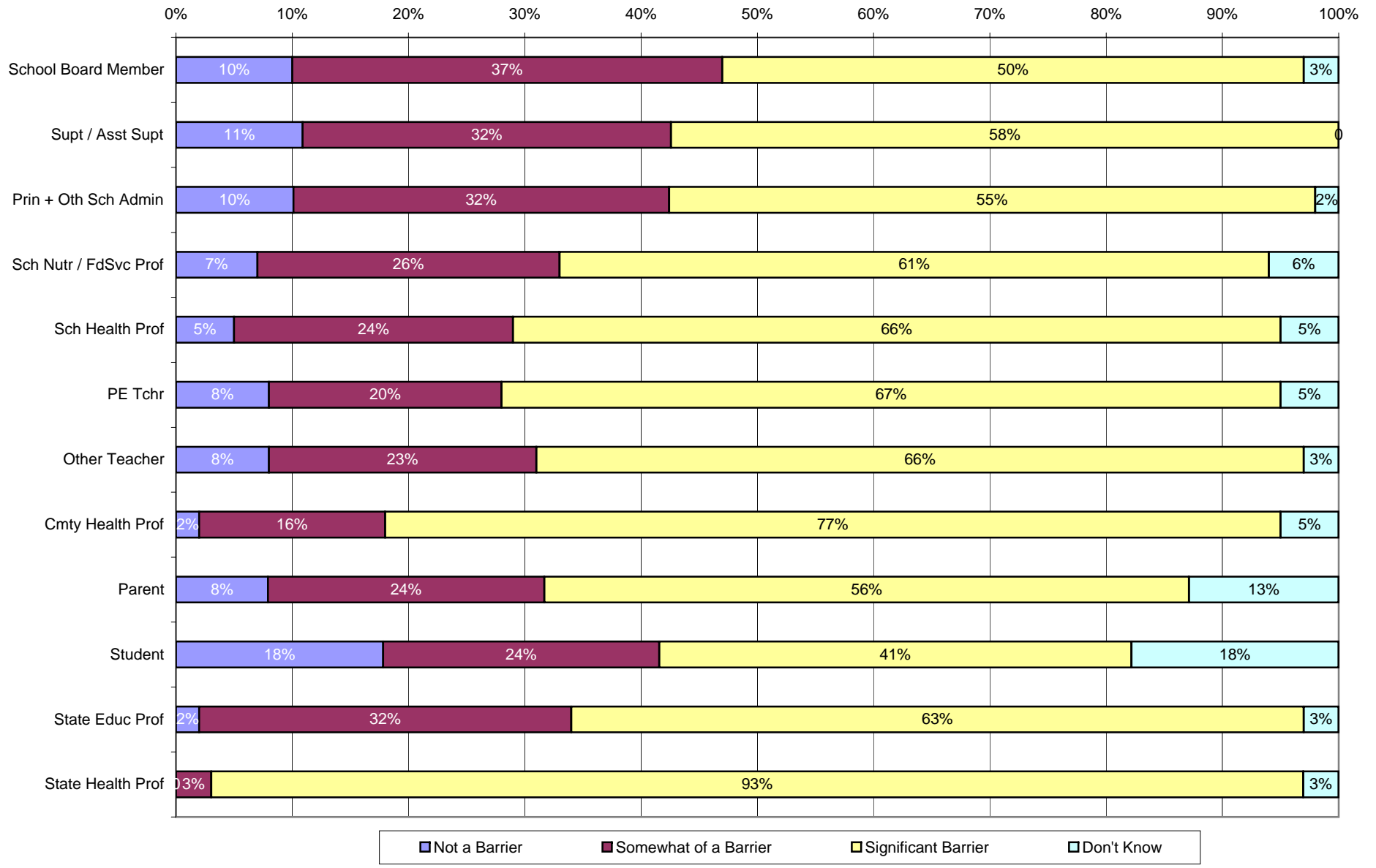
### Tracking and monitoring of policy implementation– Barrier to school wellness



## Barrier to school wellness -- Competition from other school priorities

	Base	School Board Member	Supt / Asst Supt	Prin + Oth Sch Admin	Sch Nutr / FdSvc Prof	Sch Health Prof	PE Tchr	Other Teacher	Cmty Health Prof	Parent	Student	State Educ Prof	State Health Prof
Base	2115	228	104	125	118	205	334	161	171	369	17	65	58
	100%	100%	100%	100%	100%	100%	100%	100%	100%	100%	100%	100%	100%
Not a Barrier	148	23	11	13	8	10	26	13	3	29	3	1	-
	7%	10%	11%	10%	7%	5%	8%	8%	2%	8%	18%	2%	-
Somewhat of a Barrier	518	85	33	40	31	49	68	37	27	88	4	21	2
	24%	37%	32%	32%	26%	24%	20%	23%	16%	24%	24%	32%	3%
Significant Barrier	1330	113	60	69	72	136	224	106	132	205	7	41	54
	63%	50%	58%	55%	61%	66%	67%	66%	77%	56%	41%	63%	93%
Don't Know	119	7	-	3	7	10	16	5	9	47	3	2	2
	6%	3%	-	2%	6%	5%	5%	3%	5%	13%	18%	3%	3%

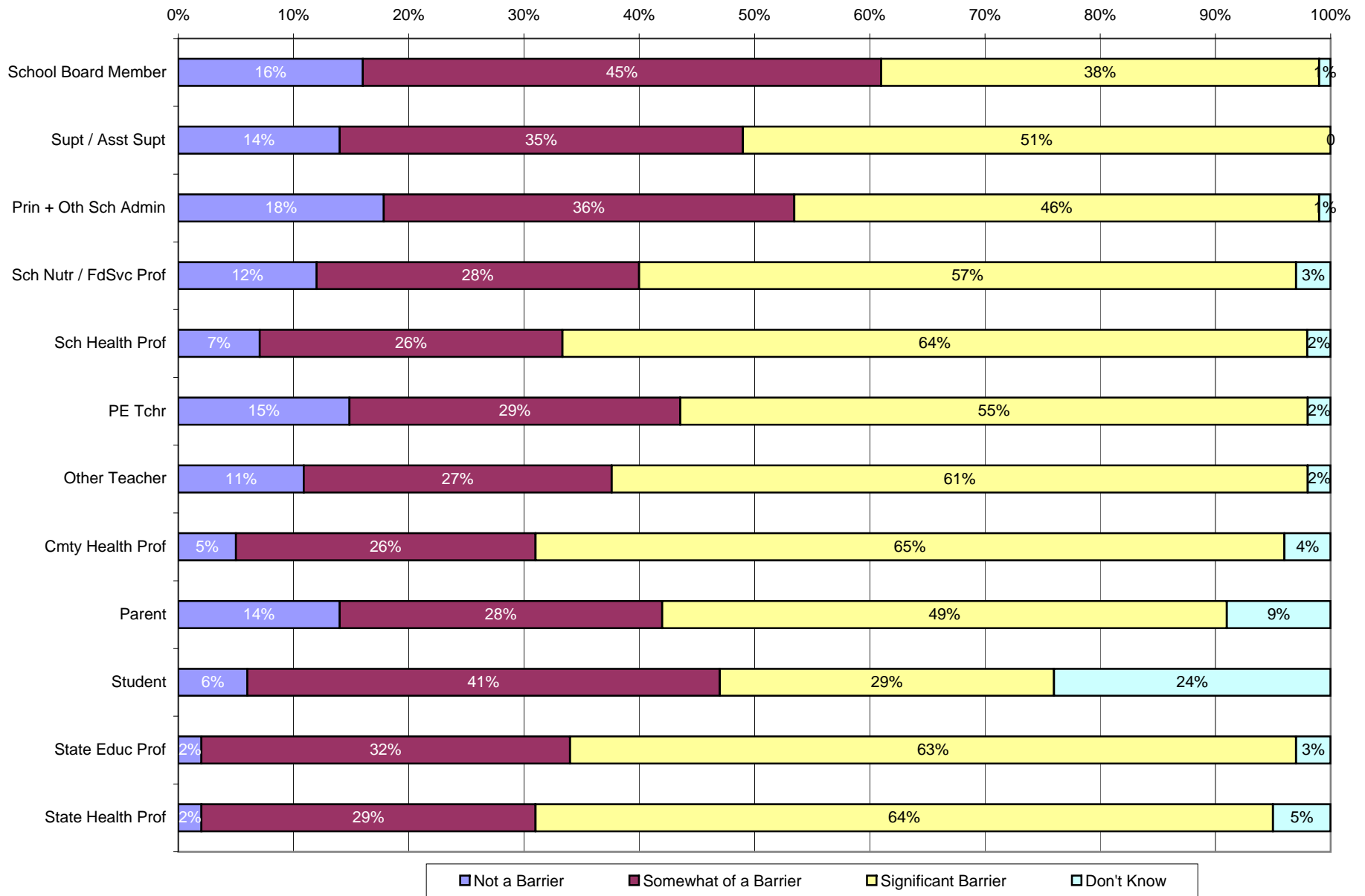
### Competition from other school priorities– Barrier to school wellness



## Barrier to school wellness -- Lack of time in school day

	Base	School Board Member	Supt / Asst Supt	Prin + Oth Sch Admin	Sch Nutr / FdSvc Prof	Sch Health Prof	PE Tchr	Other Teacher	Cmty Health Prof	Parent	Student	State Educ Prof	State Health Prof
Base	2115	228	104	125	118	205	334	161	171	369	17	65	58
	100%	100%	100%	100%	100%	100%	100%	100%	100%	100%	100%	100%	100%
Not a Barrier	248	37	15	22	14	15	49	17	9	53	1	1	1
	12%	16%	14%	18%	12%	7%	15%	11%	5%	14%	6%	2%	2%
Somewhat of a Barrier	646	102	36	45	33	53	96	43	44	103	7	21	17
	31%	45%	35%	36%	28%	26%	29%	27%	26%	28%	41%	32%	29%
Significant Barrier	1146	86	53	57	67	132	183	98	112	180	5	41	37
	54%	38%	51%	46%	57%	64%	55%	61%	65%	49%	29%	63%	64%
Don't Know	75	3	-	1	4	5	6	3	6	33	4	2	3
	4%	1%	-	1%	3%	2%	2%	2%	4%	9%	24%	3%	5%

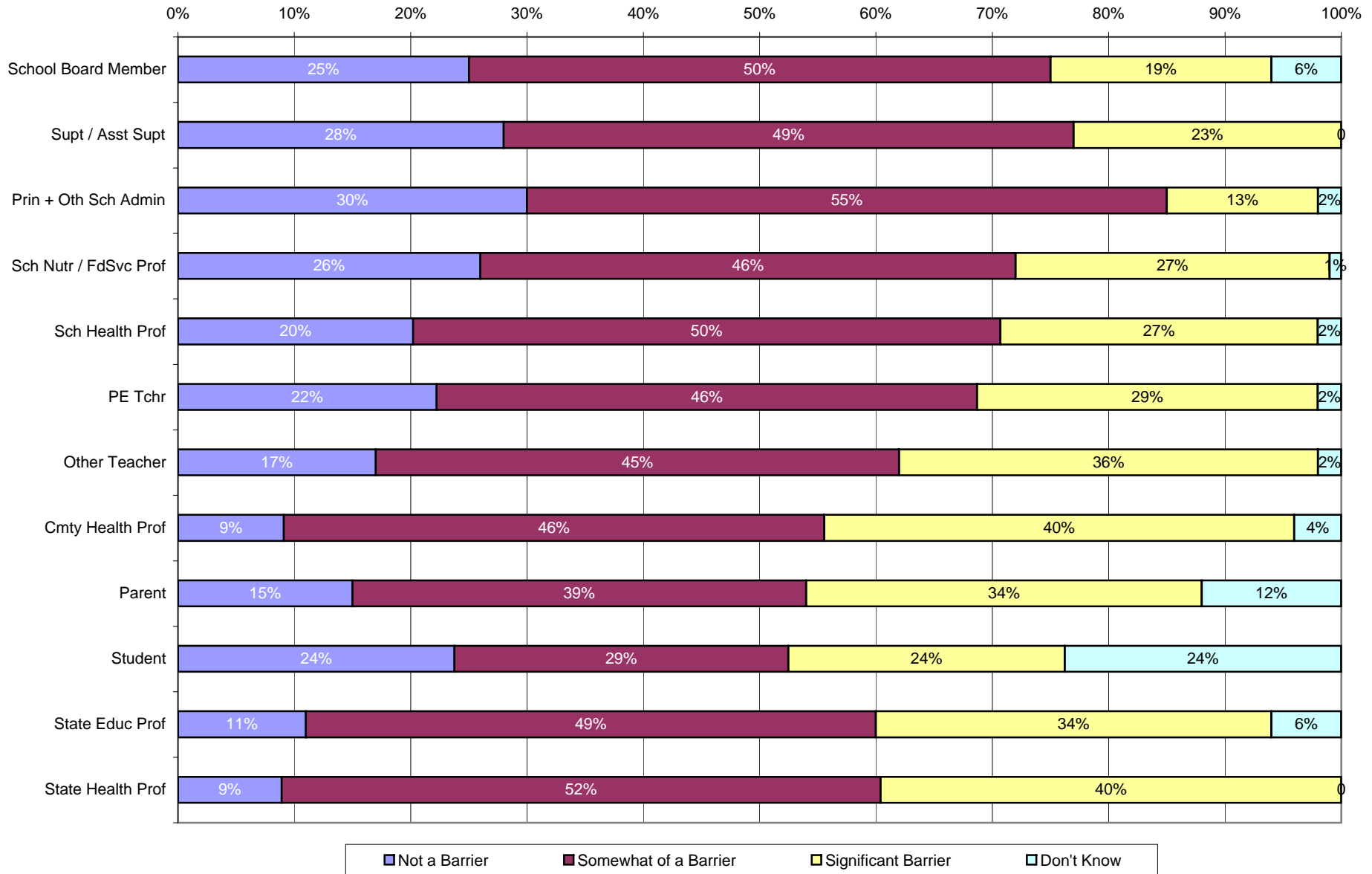
### Lack of time in school day– Barrier to school wellness



## Barrier to school wellness -- Inadequate tools and “know-how”

	Base	School Board Member	Supt / Asst Supt	Prin + Oth Sch Admin	Sch Nutr / FdSvc Prof	Sch Health Prof	PE Tchr	Other Teacher	Cmty Health Prof	Parent	Student	State Educ Prof	State Health Prof
Base	2115	228	104	125	118	205	334	161	171	369	17	65	58
	100%	100%	100%	100%	100%	100%	100%	100%	100%	100%	100%	100%	100%
Not a Barrier	404	57	29	37	31	42	75	28	16	57	4	7	5
	19%	25%	28%	30%	26%	20%	22%	17%	9%	15%	24%	11%	9%
Somewhat of a Barrier	981	114	51	69	54	103	155	72	79	144	5	32	30
	46%	50%	49%	55%	46%	50%	46%	45%	46%	39%	29%	49%	52%
Significant Barrier	634	44	24	16	32	55	96	58	69	124	4	22	23
	30%	19%	23%	13%	27%	27%	29%	36%	40%	34%	24%	34%	40%
Don't Know	96	13	-	3	1	5	8	3	7	44	4	4	-
	5%	6%	-	2%	1%	2%	2%	2%	4%	12%	24%	6%	-

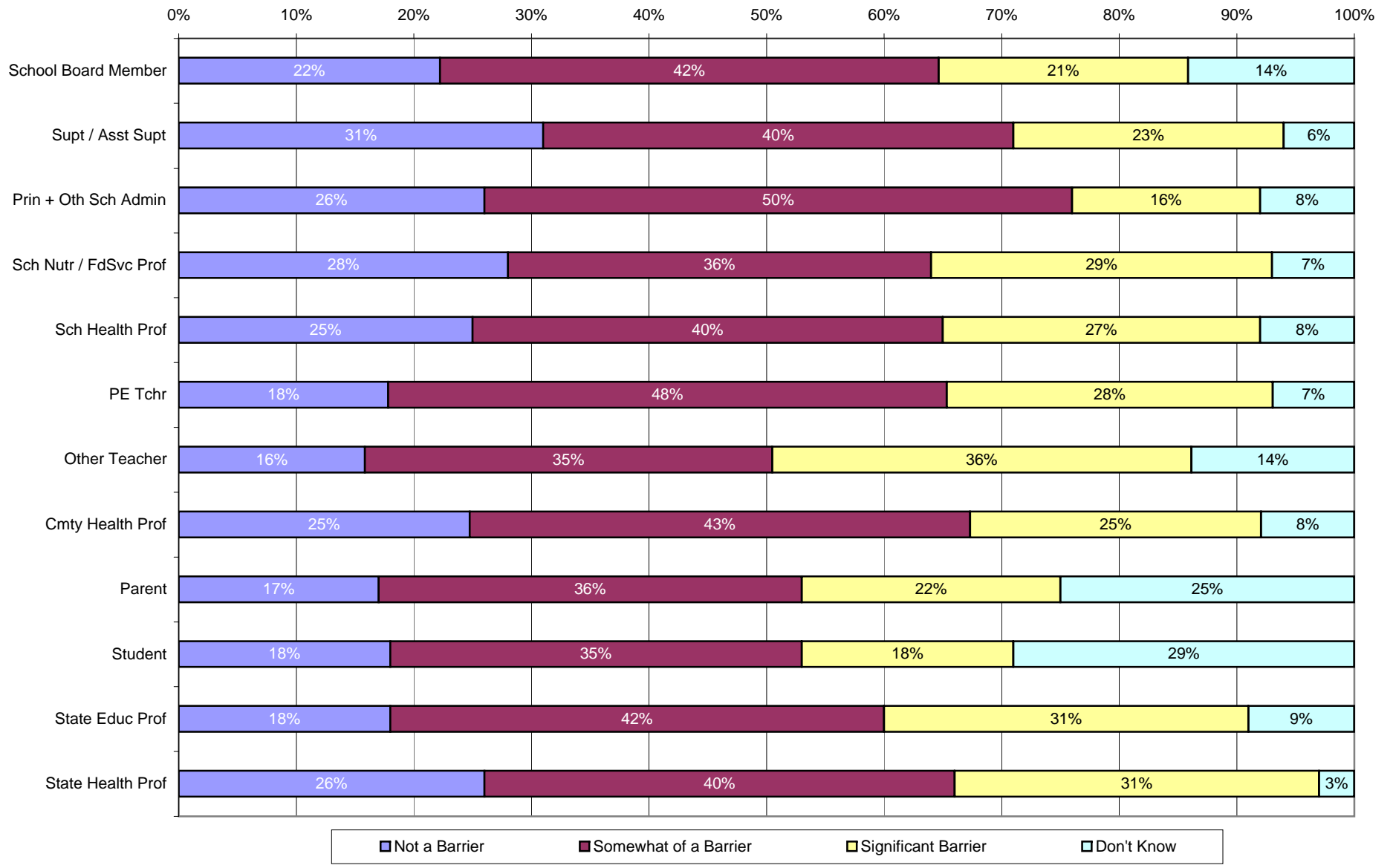
### Inadequate tools and “know-how” – Barrier to school wellness



## Barrier to school wellness -- Lack of effective evidence-based interventions

	Base	School Board Member	Supt / Asst Supt	Prin + Oth Sch Admin	Sch Nutr / FdSvc Prof	Sch Health Prof	PE Tchr	Other Teacher	Cmty Health Prof	Parent	Student	State Educ Prof	State Health Prof
Base	2115	228	104	125	118	205	334	161	171	369	17	65	58
	100%	100%	100%	100%	100%	100%	100%	100%	100%	100%	100%	100%	100%
Not a Barrier	460	51	32	32	33	51	59	25	42	63	3	12	15
	22%	22%	31%	26%	28%	25%	18%	16%	25%	17%	18%	18%	26%
Somewhat of a Barrier	855	95	42	63	43	81	160	56	73	131	6	27	23
	40%	42%	40%	50%	36%	40%	48%	35%	43%	36%	35%	42%	40%
Significant Barrier	549	49	24	20	34	56	93	58	43	82	3	20	18
	26%	21%	23%	16%	29%	27%	28%	36%	25%	22%	18%	31%	31%
Don't Know	251	33	6	10	8	17	22	22	13	93	5	6	2
	12%	14%	6%	8%	7%	8%	7%	14%	8%	25%	29%	9%	3%

### Lack of effective evidence-based interventions– Barrier to school wellness



## Barrier to school wellness -- Other significant barrier

	Base	School Board Member	Supt / Asst Supt	Prin + Oth Sch Admin	Sch Nutr / FdSvc Prof	Sch Health Prof	PE Tchr	Other Teacher	Cmty Health Prof	Parent	Student	State Educ Prof	State Health Prof
Base	1172	134	54	74	64	97	165	101	87	236	12	33	25
	100%	100%	100%	100%	100%	100%	100%	100%	100%	100%	100%	100%	100%
Not a Barrier	107	19	5	12	9	11	13	8	3	17	2	1	1
	9%	14%	9%	16%	14%	11%	8%	8%	3%	7%	17%	3%	4%
Somewhat of a Barrier	121	9	6	10	9	13	20	13	7	18	-	2	1
	10%	7%	11%	14%	14%	13%	12%	13%	8%	8%	-	6%	4%
Significant Barrier	347	25	14	15	16	28	57	29	37	78	1	7	11
	30%	19%	26%	20%	25%	29%	35%	29%	43%	33%	8%	21%	44%
Don't Know	597	81	29	37	30	45	75	51	40	123	9	23	12
	51%	60%	54%	50%	47%	46%	45%	50%	46%	52%	75%	70%	48%

### Other significant barrier – Barrier to school wellness

